

2008 Drug Court Team Member Survey Report

Statewide Combined Results

Prepared by Court Services Division

February 20, 2009

2008 Drug Court Team Member Survey Report

Table of Contents	Page
◆ Statewide Team Member Survey Results Summary	3
◆ Statewide Combined Results	6
◆ 2008 Team Member Survey Results vs. 2006 Stakeholder Survey Results	11
◆ Adult Drug Court Results	16
◆ Juvenile Drug Court Results	19
◆ DWI Court Results	22
◆ Hybrid Court Results	25
◆ Family Dependency Treatment Court Results	28
◆ Mental Health Court Results	31

2008 Drug Court Team Member Survey Report

Summary

- ♦ The Drug Court Team Member Survey was conducted October 17 - November 3, 2008. Individual courts provided names and email addresses of team members, who were then invited, via email, to take the survey. Prior to the deployment of the survey, the Statewide Drug Court Evaluation Committee assisted in developing the questionnaire, methodology and logistics of the survey. The Office of Justice Programs facilitated the data collection, and the analysis was completed by SCAO Staff.
- ♦ A total of 327 team member survey responses are included in this summary. The overall response rate was 66% (497 total team members across the state). Adult Drug Courts had the highest percentage of respondents at 37% of the statewide total, followed by DWI Courts (23%), Family Dependency Treatment Courts (14%), Hybrid Courts (12%), Juvenile Drug Courts (11%), and Mental Health Courts (3%).
- ♦ One in three (35%) survey participants has been involved with the team for one year or less, 44% have been involved for 2-3 years, 13% for 4-5 years and 8% for more than 5 years. Hybrid Courts have a greater share of team members involved with the team for more than 5 years (25%) compared to statewide (8%). DWI Courts have a greater share of team members involved with the team for one year or less (56%) compared to statewide (35%).

Statewide Team Member Results

- ♦ The statements with the highest agreement levels for all team members statewide are:
 - I understand how my job contributes to the overall mission of the drug court. (97% agree/strongly agree)
 - Participants' relationships with the judge promote motivation and accountability. (96% agree/strongly agree)
 - Participants' due process rights are protected in the drug court process. (96% agree/strongly agree)
 - Drug court services are better at promoting positive results for participants than are traditional court services. (95% agree/strongly agree)
 - I am proud that I work in the drug court. (95% agree/strongly agree)
- ♦ The highest mean scores for statements that didn't also have the highest agreement levels, with all of them from the Collaboration and Communication index, are:
 - Representatives from the court, community, treatment, health, and criminal justice agencies meet regularly to provide guidance and direction to the drug court program. (4.5 mean)
 - Drug court policies and procedures are developed collaboratively. (4.5)
 - There is frequent communication across drug court team members. (4.5)
 - Conflicts among drug court team members are addressed and resolved. (4.5)
- ♦ There are three statements with disagreement levels of 15% or more, with all of them from the Availability of Services index, are:
 - Funding for treatment is adequate and stable. (35% disagree/strongly disagree)
 - Service accommodations are made for those persons needing child care. (23% disagree/strongly disagree)
 - A wide range of treatment services are available to meet participants' needs. (18% disagree/strongly disagree)

Statewide Team Member Index Scores*

- ♦ The highest index score for all combined team members is for Collaboration and Communication (87). The highest mean scores in this index are for representatives from the court, community, treatment, health, and criminal justice agencies meeting regularly to provide guidance and direction to the drug court program, drug court policies and procedures being developed collaboratively, and frequent communication across drug court team members (4.5 mean each).
- ♦ The lowest index score for all combined team members is for Availability of Services (75). In this index, the statements with the lowest levels of agreement and the lowest mean scores are:
 - Funding for treatment is adequate and stable. (3.1 mean; 46% agree/strongly agree)
 - Service accommodations are made for those persons needing child care. (3.3; 49% agree/strongly agree)
 - Service accommodations are made for those persons not fluent in English. (3.7; 55% agree/strongly agree)

2008 Drug Court Team Member Survey Report

- ♦ Index scores were compared by role on the drug court team. Drug Court Coordinators had the highest index scores (or tied for highest) across four of the five index categories including, Policies & Procedures (89), Working in Drug Court (89), Accountability (88), and Availability of Services (81). Defense Attorneys had the lowest index scores across four of the five index categories including, Policies & Procedures (80), Working in Drug Court (78), Accountability (81), and Availability of Services (66).
- ♦ Index scores were also compared by years of service on the drug court team. Index scores were highest across all index categories for team members who have been involved with the drug court team for more than five years. There were two categories that had a range of ten between the highest and lowest index score. Team members with four to five years of service had an index score of 81 for Collaboration & Communication, while those with more than five years of service had an index scores of 91. The Availability of Services index showed a similar pattern as team members with four to five years of service had an index score of 71, while those with more than five years of service had an index score of 81.

Comparison to 2006 Stakeholder Survey Results

- ♦ The 2008 Team Member Survey results are compared to the 2006 Stakeholder Survey. In September 2006, the Office of Justice Programs conducted a survey of current stakeholders (members of drug court teams). There were 77 (of a possible 93) responses from 7 courts. Since the 2008 Team Member Survey was based off the Stakeholder Survey, many of the statements can be compared. Overall, most agreement levels remained the same or increased since 2006.
- ♦ There are three statements that have increased in agreement (agree/strongly agree) by more than 10% as compared to the results from the 2006 Stakeholder Survey:
 - A wide range of supportive services are available to meet participants' needs. (14% increase)
 - A wide range of treatment services are available to meet participants' needs. (12%)
 - Treatment providers deliver quality services to participants. (11%)
- ♦ An additional three statements that have increased in agreement by more than 5% as compared to the results from the 2006 Stakeholder Survey:
 - Participants are periodically assessed to ensure proper participant/treatment matching. (8% increase)
 - Services are designed to address the particular issues of women and other special populations. (6%)
 - Treatment agencies give the court accurate and timely information about a participant's progress. (6%)

Results by Model

- ♦ The statements with the highest and lowest mean scores for team member results by court model are:

Adult Drug Courts

- I am proud that I work in the drug court. (4.7)
- Service accommodations are made for those persons needing child care. (3.2)
- Funding for treatment is adequate and stable. (3.2)

Juvenile Drug Courts

- Representatives from the court, community, treatment, health, and criminal justice agencies meet regularly to provide guidance and direction to the drug court program. (4.7)
- Funding for treatment is adequate and stable. (2.6)

DWI Courts

- There is frequent communication across drug court team members. (4.8)
- I am proud that I work in the drug court. (4.8)
- Funding for treatment is adequate and stable. (3.4)

Hybrid Courts

- I have the resources (materials, equipment, supplies, etc.) necessary to do my job well. (4.7)
- Funding for treatment is adequate and stable. (3.1)

2008 Drug Court Team Member Survey Report

Family Dependency Treatment Courts

- I am proud that I work in the drug court. (4.7)
- Funding for treatment is adequate and stable. (3.1)

Mental Health Courts

- The judge plays an active role in the treatment process, including frequently reviewing treatment progress. (4.8)
- Participants' relationships with the judge promote motivation and accountability. (4.8)
- Participants are periodically assessed to ensure proper participant/treatment matching. (4.8)
- Eligible participants are promptly advised about program requirements and the relative merits of participating. (4.8)
- Funding for treatment is adequate and stable. (2.6)

**Index scores are an overall score for a grouping of statements; also referred to as index categories or sections. If there are 5 statements in a section with responses on a 1-5 point scale, the index is calculated by summing the means (average) for each question in the section which brings the total maximum score to 25. (5 questions x 5 points maximum each) This score is then multiplied by 4 to place it on a 100-point scale. For a grouping of 4 statements, the total maximum score is 20, so the multiplier is 5.*

2008 Drug Court Team Member Survey Report

All Drug Court Models Combined Results

		Disagree or Strongly Disagree	Strongly Disagree	Disagree	Neither Agree Nor Disagree	Agree	Strongly Agree	Agree or Strongly Agree	Total Respondents (N)	Mean Score
Accountability		85								
9	Treatment agencies give the court accurate and timely information about a participants' progress.	4%	0%	4%	9%	42%	45%	87%	317	4.3
10	The judge plays an active role in the treatment process, including frequently reviewing treatment progress.	2%	1%	1%	5%	30%	63%	94%	317	4.5
13	Participants' relationships with the judge promote motivation and accountability.	1%	0%	1%	3%	30%	66%	96%	317	4.6
16	Treatment providers deliver quality services to participants.	3%	0%	3%	8%	47%	42%	89%	315	4.3
20	Services are provided to participants in a timely manner.	5%	0%	5%	10%	56%	29%	85%	316	4.1
26	Participants are periodically assessed to ensure proper participant/treatment matching.	6%	0%	6%	13%	48%	34%	81%	307	4.1
29	AOD testing policies and procedures are based on established and tested guidelines.	3%	0%	3%	21%	45%	31%	76%	300	4.0
30	The court is immediately notified when a participant has tested positive, failed to submit a test, or falsified test results.	11%	1%	10%	5%	36%	49%	84%	306	4.2
32	The court applies appropriate sanctions and incentives to match participant treatment progress.	5%	0%	4%	6%	48%	41%	89%	309	4.2
Availability of Services		75								
15	Drug court and treatment services are sensitive to issues of race, culture, religion, gender, age, ethnicity, and sexual orientation.	3%	0%	3%	8%	45%	44%	89%	315	4.3
17	Services are designed to address the particular issues of women and other special populations.	4%	0%	4%	20%	49%	27%	76%	314	4.0
18	A wide range of treatment services are available to meet participants' needs.	18%	1%	16%	9%	44%	29%	73%	317	3.8
19	A wide range of supportive services are available to meet participants' needs.	11%	1%	10%	12%	48%	28%	77%	317	3.9
22	Service accommodations are made for persons with physical disabilities.	0%	0%	0%	33%	40%	27%	67%	246	3.9
23	Service accommodations are made for those persons not fluent in English.	3%	0%	2%	42%	39%	17%	55%	210	3.7
24	Service accommodations are made for those persons needing child care.	23%	2%	20%	28%	40%	10%	49%	283	3.3
25	Service accommodations are made for those persons with limited literacy.	4%	0%	4%	27%	52%	17%	69%	282	3.8
28	Funding for treatment is adequate and stable.	35%	7%	28%	19%	36%	10%	46%	306	3.1

2008 Drug Court Team Member Survey Report

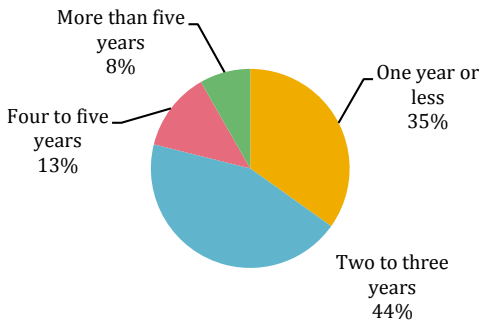
All Drug Court Models Combined Results

		Disagree or Strongly Disagree	Strongly Disagree	Disagree	Neither Agree Nor Disagree	Agree	Strongly Agree	Agree or Strongly Agree	Total Respondents (N)	Mean Score
Collaboration & Communication		87								
5	Representatives from the court, community, treatment, health, and criminal justice agencies meet regularly to provide guidance and direction to the drug court program.	5%	1%	4%	4%	26%	65%	91%	316	4.5
6	Drug court policies and procedures are developed collaboratively.	3%	1%	2%	4%	34%	59%	93%	316	4.5
8	There is frequent communication across drug court team members.	3%	1%	2%	4%	29%	64%	93%	317	4.5
11	Conflicts among drug court team members are addressed and resolved.	8%	1%	7%	14%	42%	35%	77%	306	4.0
12	Prosecuting attorneys and defense counsel are full partners in the drug court process.	12%	3%	9%	8%	35%	45%	80%	316	4.1
Policies & Procedures		86								
7	Participants' due process rights are protected in the drug court process.	2%	1%	2%	2%	35%	60%	96%	317	4.5
21	Case management services are used to assess participant progress and needs and to coordinate referrals.	2%	0%	2%	8%	48%	43%	90%	313	4.3
27	Eligible participants are promptly advised about program requirements and the relative merits of participating.	3%	0%	2%	4%	44%	50%	94%	308	4.4
31	Consequences for program compliance/non-compliance are clearly explained to participants.	4%	0%	4%	6%	44%	46%	90%	309	4.3
33	Procedures are used to protect confidentiality and prevent unauthorized disclosure of personal information.	2%	0%	2%	6%	47%	46%	93%	308	4.4
34	Program leaders and managers review monitoring and outcome data periodically to analyze program effectiveness and modify operations.	5%	0%	5%	20%	48%	27%	75%	306	4.0
35	Our drug court is in compliance with the Drug Court Standards.	1%	0%	1%	10%	47%	42%	89%	305	4.3
36	Our drug court has improved because of the Drug Court Standards.	5%	0%	4%	37%	38%	21%	59%	301	3.7
37	Drug court services are better at promoting positive results for participants than are traditional court services.	0%	0%	0%	4%	27%	69%	95%	308	4.6
Working in Drug Courts		85								
14	All drug court team members receive needed education and training.	8%	1%	8%	15%	49%	28%	77%	316	4.0
38	I am proud that I work in the drug court.	0%	0%	0%	5%	22%	73%	95%	307	4.7
39	I have the resources (materials, equipment, supplies, etc.) necessary to do my job well.	7%	1%	6%	37%	52%	32%	83%	306	4.1
40	I understand how my job contributes to the overall mission of the drug court.	1%	0%	1%	2%	38%	60%	97%	309	4.6
41	Opportunities exist for me to receive on-going training as needed.	8%	2%	6%	10%	50%	32%	82%	307	4.0

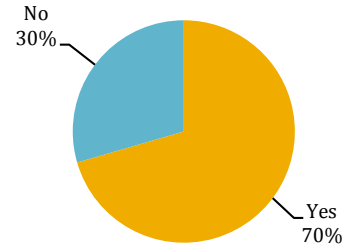
2008 Drug Court Team Member Survey Report

All Drug Court Models Combined

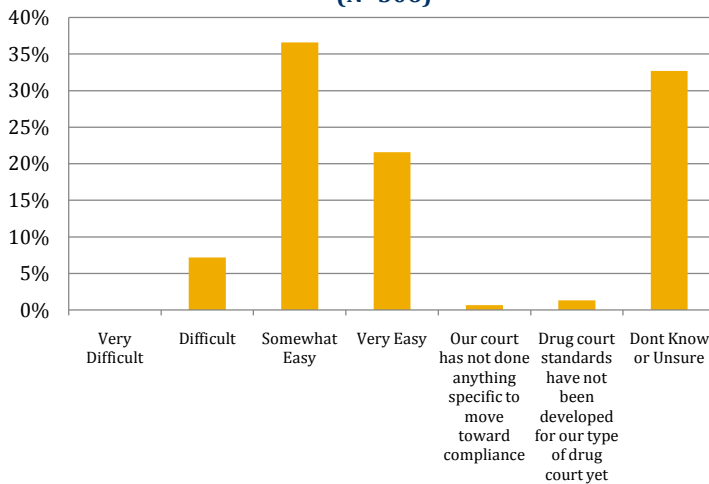
How long have you been involved with the team? (N=327)



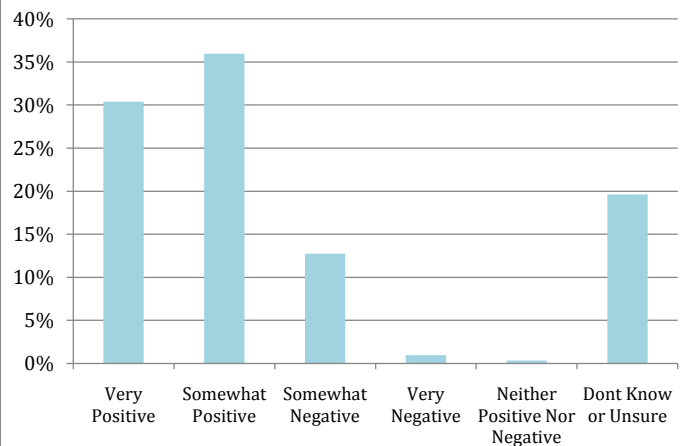
Is there a strong working relationship between the steering committee and the drug court team? (N=305)



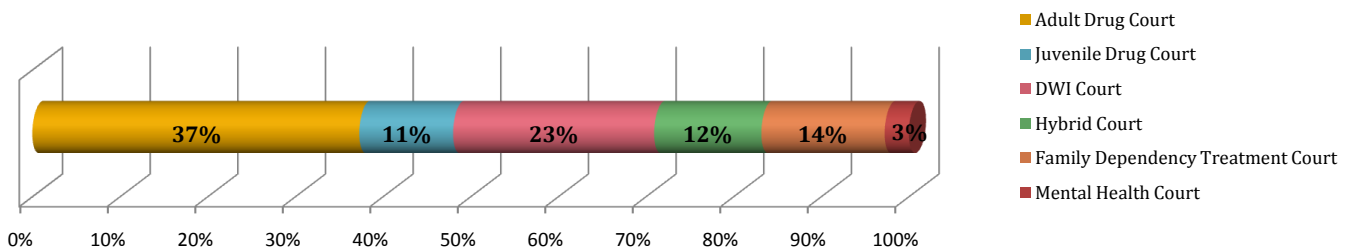
How difficult has it been for your court to move toward compliance with the Drug Court Standards? (N=306)



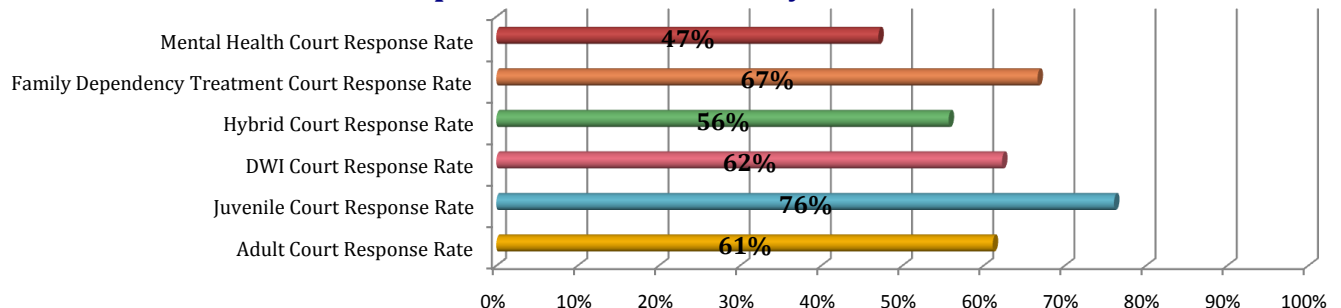
What is your overall opinion of the Drug Court Standards? (N=306)



Court Type of Respondents (N=327)



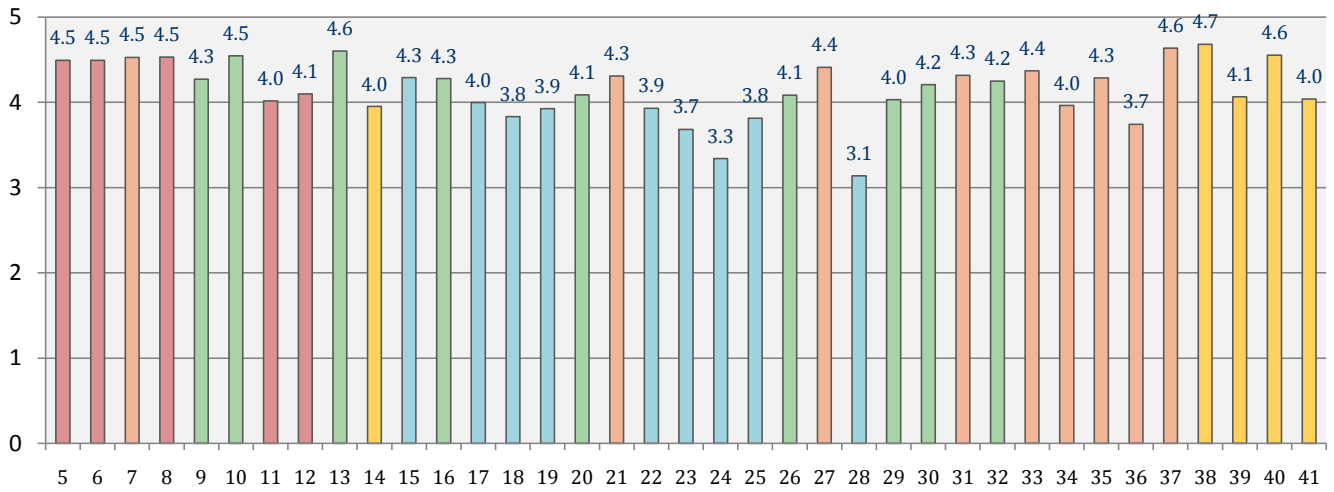
Response Rates of Courts by Model



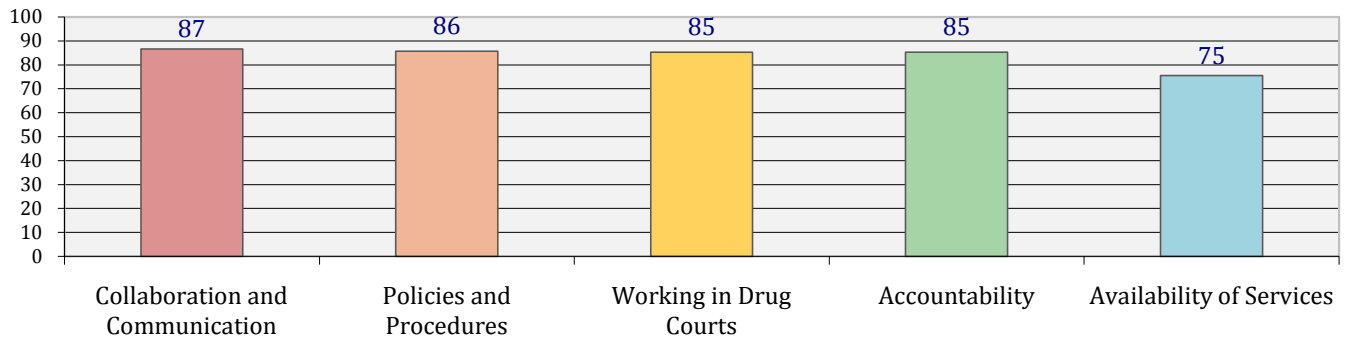
2008 Drug Court Team Member Survey Report

All Drug Court Models Combined Results

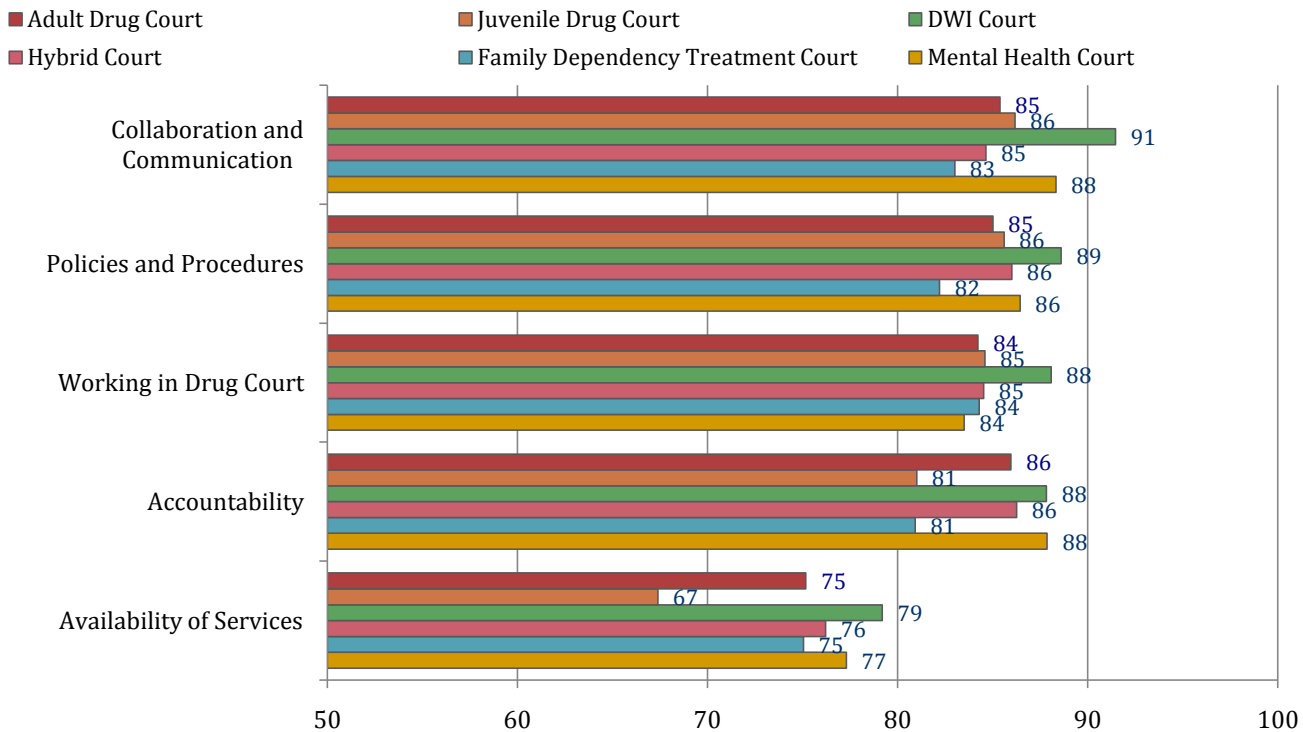
**Statewide Team Member Survey Mean Scores by Question Number
(1=Strongly Disagree, 5=Strongly Agree)**



Statewide Combined Team Member Survey Index Scores (N=327)



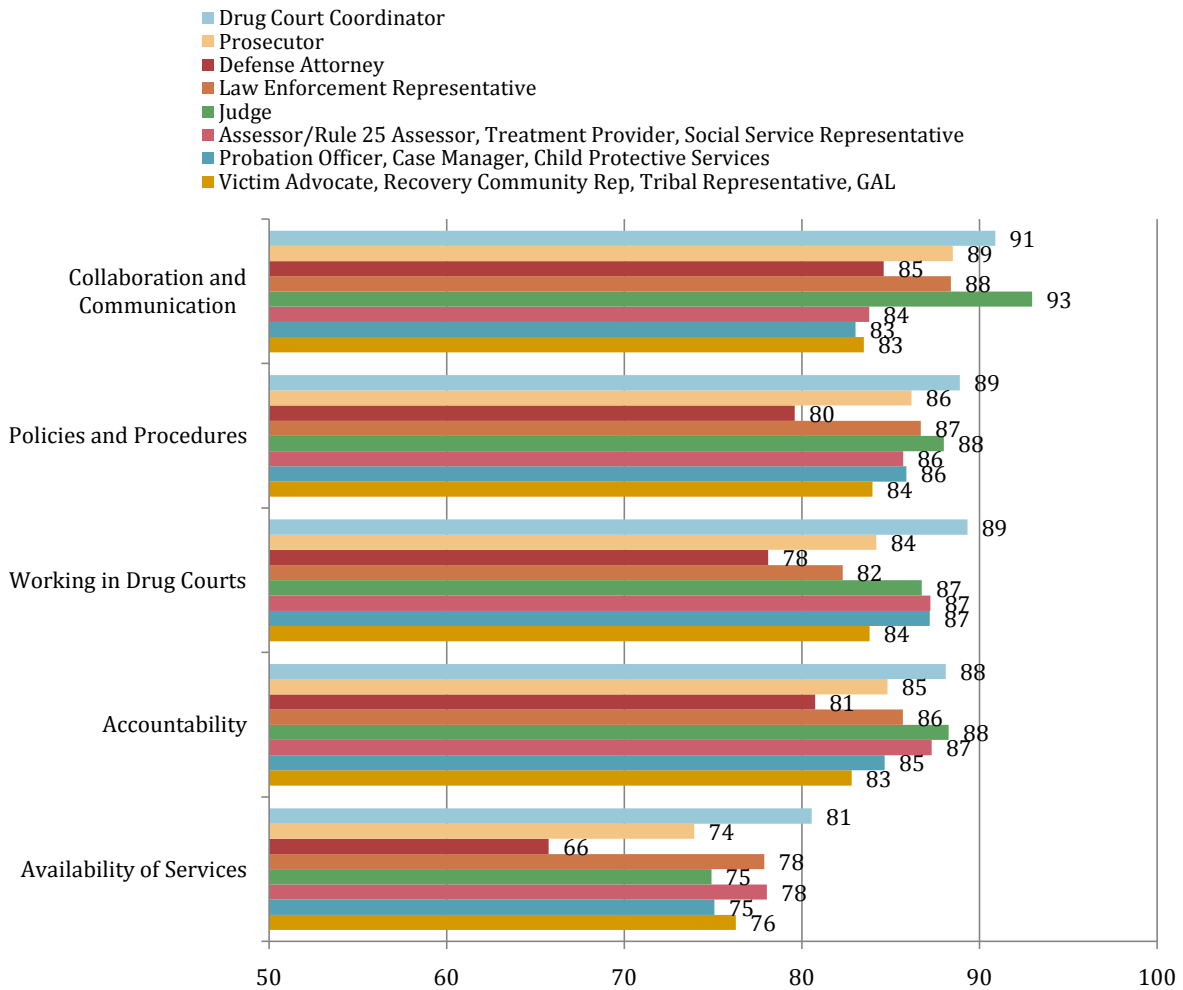
Index Scores by Type of Court (N=327)



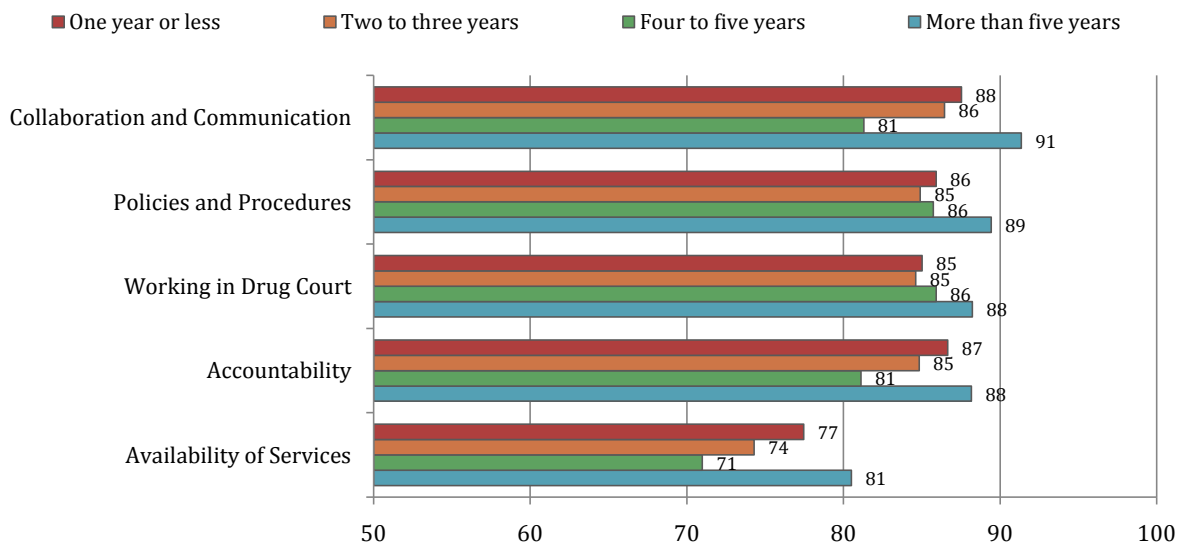
2008 Drug Court Team Member Survey Report

All Drug Court Models Combined Results

Index Scores by Role (N=327)



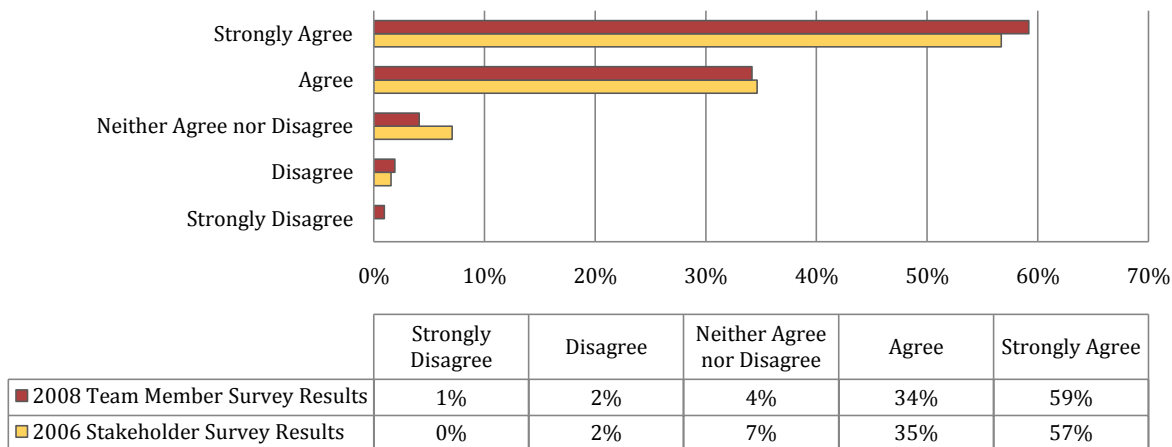
Index Scores by Years on Drug Court Team (N=327)



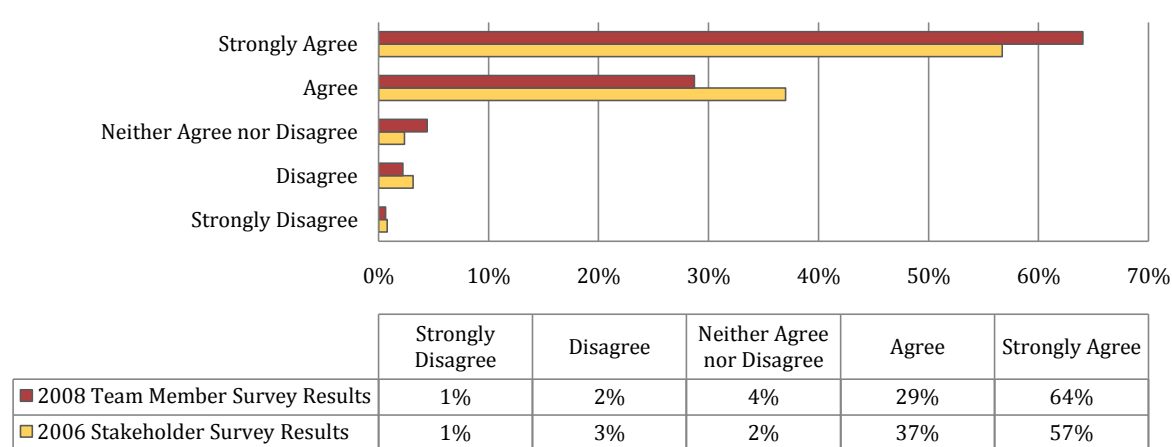
2008 Drug Court Team Member Survey Report

2008 Team Member Survey Results vs. 2006 Stakeholder Survey Results

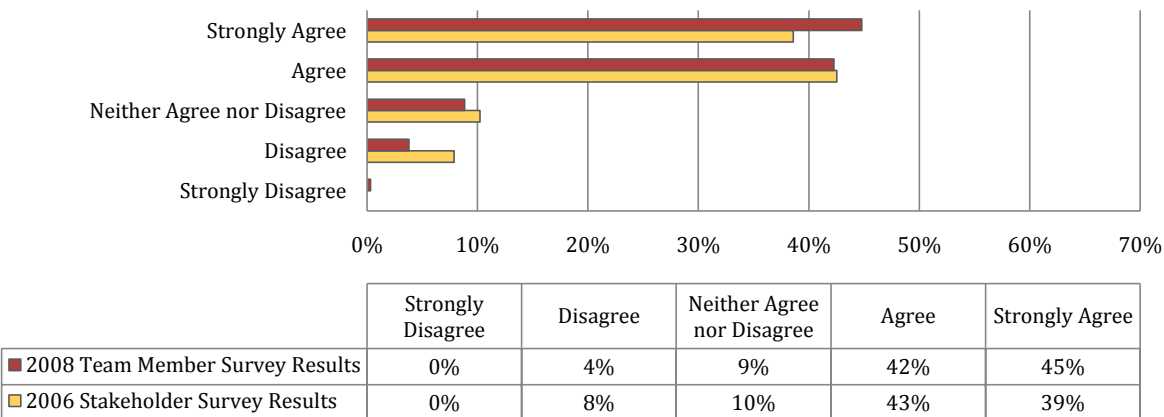
Drug court policies and procedures are developed collaboratively.



There is frequent communication across drug court team members.



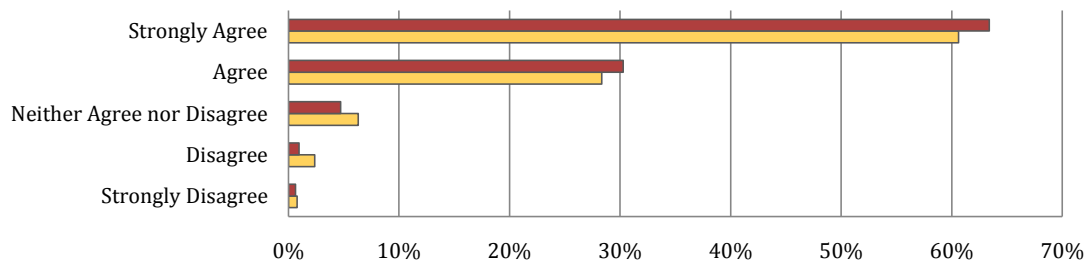
Treatment agencies give the court accurate and timely information about a participant's progress.



2008 Drug Court Team Member Survey Report

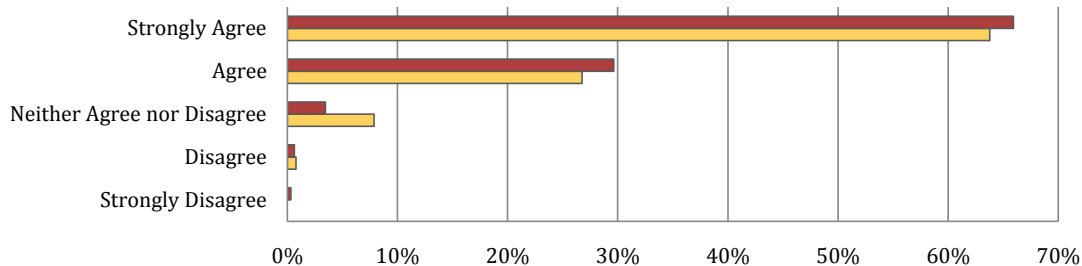
2008 Team Member Survey Results vs. 2006 Stakeholder Survey Results

The judge plays an active role in the treatment process including frequently reviewing treatment progress.



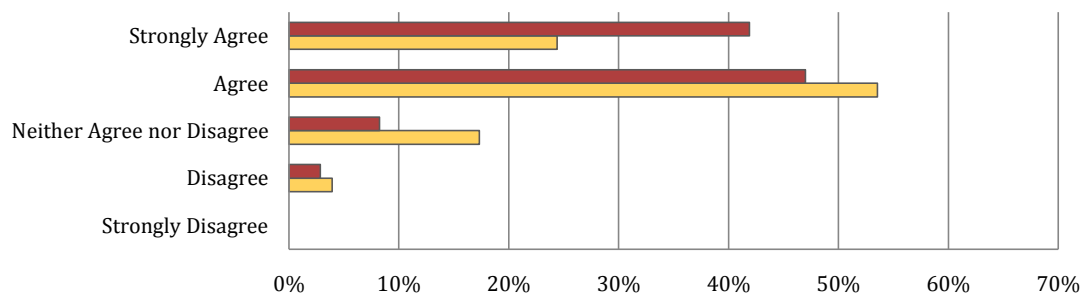
	Strongly Disagree	Disagree	Neither Agree nor Disagree	Agree	Strongly Agree
2008 Team Member Survey Results	1%	1%	5%	30%	63%
2006 Stakeholder Survey Results	1%	2%	6%	28%	61%

Participants' relationships with the judge promotes motivation and accountability.



	Strongly Disagree	Disagree	Neither Agree nor Disagree	Agree	Strongly Agree
2008 Team Member Survey Results	0%	1%	3%	30%	66%
2006 Stakeholder Survey Results	0%	1%	8%	27%	64%

Treatment providers deliver quality services to participants.

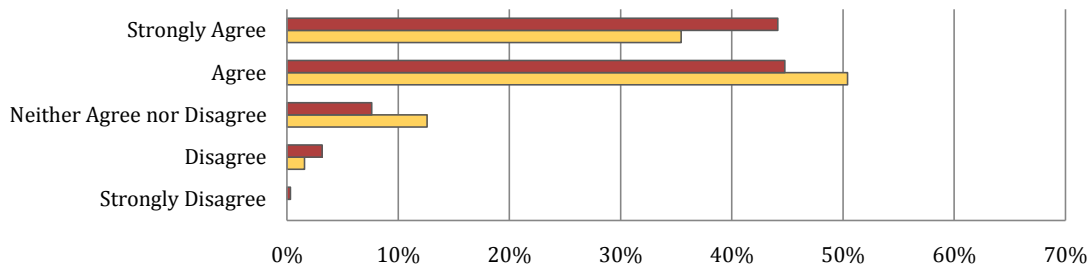


	Strongly Disagree	Disagree	Neither Agree nor Disagree	Agree	Strongly Agree
2008 Team Member Survey Results	0%	3%	8%	47%	42%
2006 Stakeholder Survey Results	0%	4%	17%	54%	24%

2008 Drug Court Team Member Survey Report

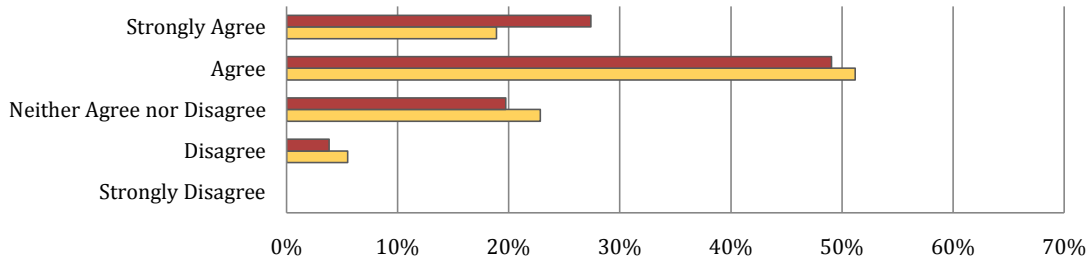
2008 Team Member Survey Results vs. 2006 Stakeholder Survey Results

Drug court and treatment services are sensitive to issues of race culture religion gender age ethnicity and sexual orientation.



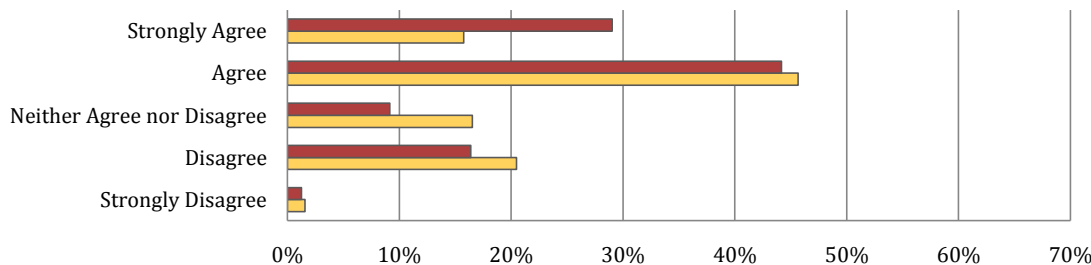
	Strongly Disagree	Disagree	Neither Agree nor Disagree	Agree	Strongly Agree
2008 Team Member Survey Results	0%	3%	8%	45%	44%
2006 Stakeholder Survey Results	0%	2%	13%	50%	35%

Services are designed to address the particular issues of women and other special populations.



	Strongly Disagree	Disagree	Neither Agree nor Disagree	Agree	Strongly Agree
2008 Team Member Survey Results	0%	4%	20%	49%	27%
2006 Stakeholder Survey Results	0%	6%	23%	51%	19%

A wide range of treatment services are available to meet participants' needs.

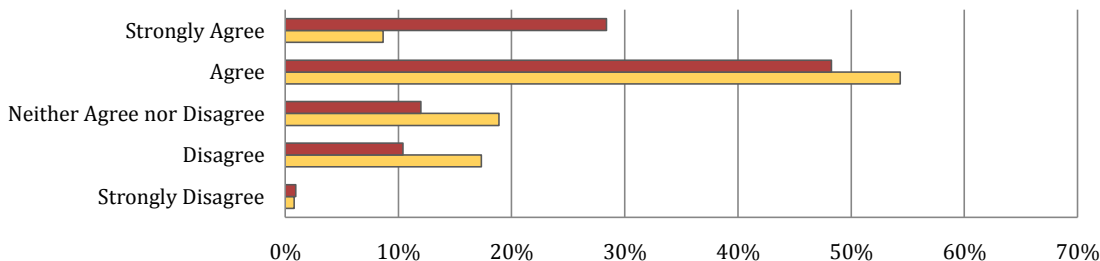


	Strongly Disagree	Disagree	Neither Agree nor Disagree	Agree	Strongly Agree
2008 Team Member Survey Results	1%	16%	9%	44%	29%
2006 Stakeholder Survey Results	2%	20%	17%	46%	16%

2008 Drug Court Team Member Survey Report

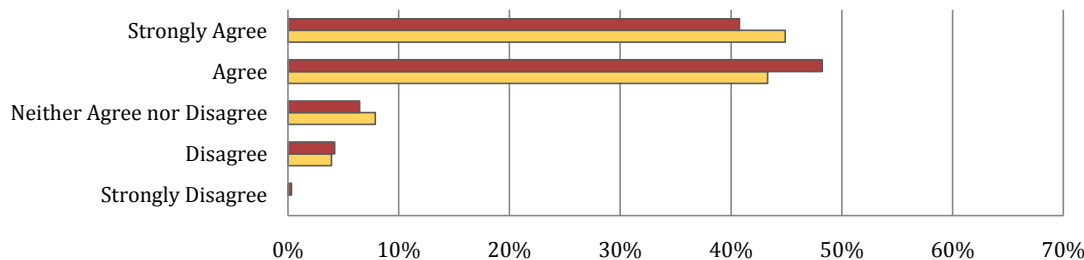
2008 Team Member Survey Results vs. 2006 Stakeholder Survey Results

A wide range of supportive services are available to meet participants' needs.



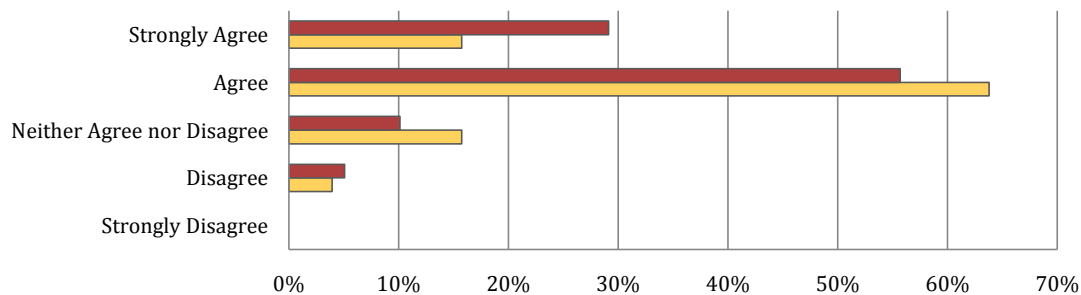
	Strongly Disagree	Disagree	Neither Agree nor Disagree	Agree	Strongly Agree
2008 Team Member Survey Results	1%	10%	12%	48%	28%
2006 Stakeholder Survey Results	1%	17%	19%	54%	9%

The court applies appropriate sanctions and incentives to match participant treatment progress.



	Strongly Disagree	Disagree	Neither Agree nor Disagree	Agree	Strongly Agree
2008 Team Member Survey Results	0%	4%	6%	48%	41%
2006 Stakeholder Survey Results	0%	4%	8%	43%	45%

Services are provided to participants in a timely manner.

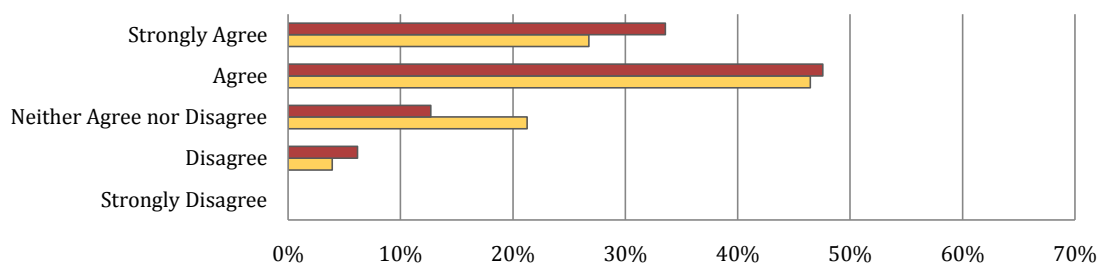


	Strongly Disagree	Disagree	Neither Agree nor Disagree	Agree	Strongly Agree
2008 Team Member Survey Results	0%	5%	10%	56%	29%
2006 Stakeholder Survey Results	0%	4%	16%	64%	16%

2008 Drug Court Team Member Survey Report

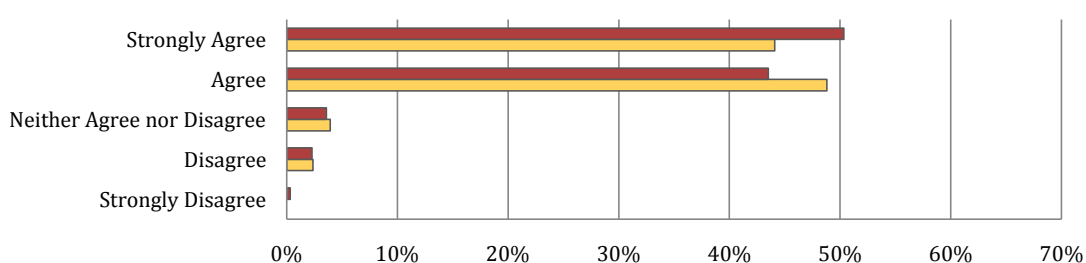
2008 Team Member Survey Results vs. 2006 Stakeholder Survey Results

Participants are periodically assessed to ensure proper participant/treatment matching.



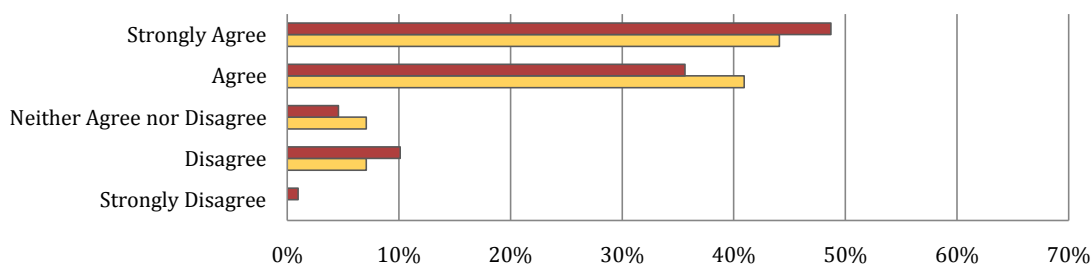
	Strongly Disagree	Disagree	Neither Agree nor Disagree	Agree	Strongly Agree
2008 Team Member Survey Results	0%	6%	13%	48%	34%
2006 Stakeholder Survey Results	0%	4%	21%	46%	27%

Eligible participants are promptly advised about program requirements and the relative merits of participating.



	Strongly Disagree	Disagree	Neither Agree nor Disagree	Agree	Strongly Agree
2008 Team Member Survey Results	0%	2%	4%	44%	50%
2006 Stakeholder Survey Results	0%	2%	4%	49%	44%

The court is immediately notified when a participant has tested positive failed to submit a test or falsified test results.



	Strongly Disagree	Disagree	Neither Agree nor Disagree	Agree	Strongly Agree
2008 Team Member Survey Results	1%	10%	5%	36%	49%
2006 Stakeholder Survey Results	0%	7%	7%	41%	44%

2008 Drug Court Team Member Survey Report

Adult Drug Court Results

		Disagree or Strongly Disagree	Strongly Disagree	Disagree	Neither Agree Nor Disagree	Agree	Strongly Agree	Agree or Strongly Agree	Total Respondents (N)	Mean Score
Accountability		86								
9	Treatment agencies give the court accurate and timely information about a participants' progress.	3%	0%	3%	6%	39%	53%	92%	118	4.4
10	The judge plays an active role in the treatment process, including frequently reviewing treatment progress.	2%	0%	2%	8%	21%	69%	91%	118	4.6
13	Participants' relationships with the judge promote motivation and accountability.	2%	0%	2%	3%	27%	68%	95%	118	4.6
16	Treatment providers deliver quality services to participants.	0%	0%	0%	9%	47%	44%	91%	117	4.4
20	Services are provided to participants in a timely manner.	5%	0%	5%	11%	56%	28%	84%	118	4.1
26	Participants are periodically assessed to ensure proper participant/treatment matching.	8%	0%	8%	15%	47%	30%	77%	114	4.0
29	AOD testing policies and procedures are based on established and tested guidelines.	5%	0%	5%	19%	44%	33%	76%	110	4.0
30	The court is immediately notified when a participant has tested positive, failed to submit a test, or falsified test results.	11%	1%	10%	2%	31%	56%	87%	115	4.3
32	The court applies appropriate sanctions and incentives to match participant treatment progress.	3%	0%	3%	4%	50%	42%	92%	115	4.3
Availability of Services		75								
15	Drug court and treatment services are sensitive to issues of race, culture, religion, gender, age, ethnicity, and sexual orientation.	3%	0%	3%	9%	48%	40%	88%	117	4.3
17	Services are designed to address the particular issues of women and other special populations.	2%	0%	2%	22%	54%	22%	77%	116	4.0
18	A wide range of treatment services are available to meet participants' needs.	10%	1%	9%	8%	49%	32%	81%	118	4.0
19	A wide range of supportive services are available to meet participants' needs.	9%	2%	8%	11%	53%	27%	80%	118	4.0
22	Service accommodations are made for persons with physical disabilities.	1%	0%	1%	38%	43%	19%	61%	96	3.8
23	Service accommodations are made for those persons not fluent in English.	2%	0%	2%	43%	46%	8%	54%	83	3.6
24	Service accommodations are made for those persons needing child care.	28%	3%	25%	29%	36%	7%	43%	112	3.2
25	Service accommodations are made for those persons with limited literacy.	4%	0%	4%	29%	51%	16%	67%	103	3.8
28	Funding for treatment is adequate and stable.	33%	6%	27%	19%	35%	14%	49%	113	3.2

2008 Drug Court Team Member Survey Report

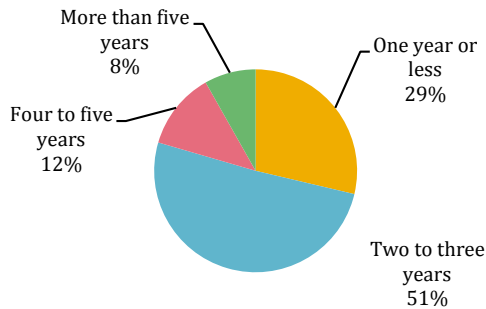
Adult Drug Court Results

		Disagree or Strongly Disagree	Strongly Disagree	Disagree	Neither Agree Nor Disagree	Agree	Strongly Agree	Agree or Strongly Agree	Total Respondents (N)	Mean Score
Collaboration & Communication		85								
5	Representatives from the court, community, treatment, health, and criminal justice agencies meet regularly to provide guidance and direction to the drug court program.	7%	0%	7%	7%	26%	61%	86%	117	4.4
6	Drug court policies and procedures are developed collaboratively.	2%	0%	2%	6%	40%	52%	92%	117	4.4
8	There is frequent communication across drug court team members.	4%	0%	4%	5%	28%	63%	91%	118	4.5
11	Conflicts among drug court team members are addressed and resolved.	9%	2%	7%	16%	41%	35%	76%	115	4.0
12	Prosecuting attorneys and defense counsel are full partners in the drug court process.	17%	3%	14%	6%	31%	46%	77%	118	4.0
Policies & Procedures		85								
7	Participants' due process rights are protected in the drug court process.	3%	0%	3%	3%	33%	61%	94%	118	4.5
21	Case management services are used to assess participant progress and needs and to coordinate referrals.	2%	0%	2%	9%	44%	44%	89%	117	4.3
27	Eligible participants are promptly advised about program requirements and the relative merits of participating.	5%	1%	4%	4%	42%	48%	90%	114	4.3
31	Consequences for program compliance/non-compliance are clearly explained to participants.	4%	0%	4%	4%	44%	47%	91%	115	4.3
33	Procedures are used to protect confidentiality and prevent unauthorized disclosure of personal information.	2%	0%	2%	10%	43%	45%	88%	115	4.3
34	Program leaders and managers review monitoring and outcome data periodically to analyze program effectiveness and modify operations.	6%	0%	6%	28%	46%	20%	66%	114	3.8
35	Our drug court is in compliance with the Drug Court Standards.	1%	0%	1%	14%	46%	39%	85%	114	4.2
36	Our drug court has improved because of the Drug Court Standards.	2%	0%	2%	38%	39%	22%	61%	114	3.8
37	Drug court services are better at promoting positive results for participants than are traditional court services.	0%	0%	0%	5%	28%	67%	95%	115	4.6
Working in Drug Courts		84								
14	All drug court team members receive needed education and training.	9%	1%	9%	21%	42%	27%	69%	117	3.9
38	I am proud that I work in the drug court.	0%	0%	0%	4%	26%	70%	96%	113	4.7
39	I have the resources (materials, equipment, supplies, etc.) necessary to do my job well.	6%	1%	5%	35%	50%	35%	84%	113	4.1
40	I understand how my job contributes to the overall mission of the drug court.	1%	0%	1%	1%	38%	60%	98%	115	4.6
41	Opportunities exist for me to receive on-going training as needed.	13%	4%	10%	14%	43%	29%	73%	113	3.8

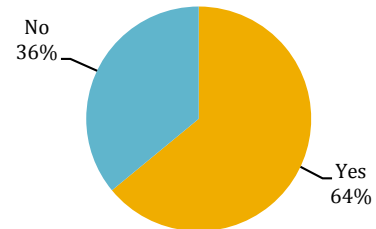
2008 Drug Court Team Member Survey Report

Adult Drug Court Results

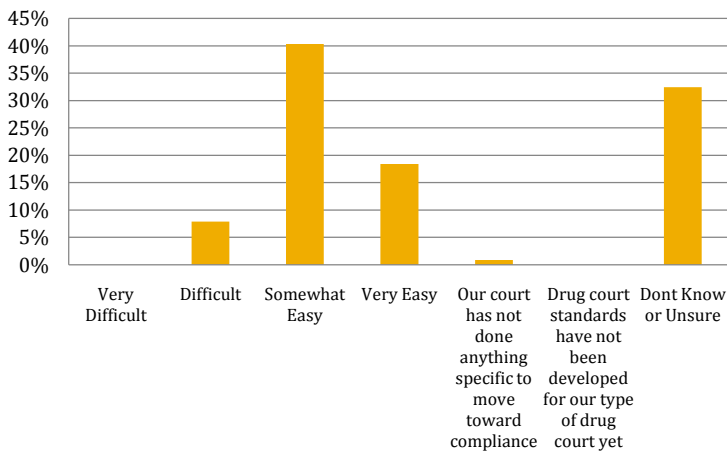
How long have you been involved with the team? (N= 122)



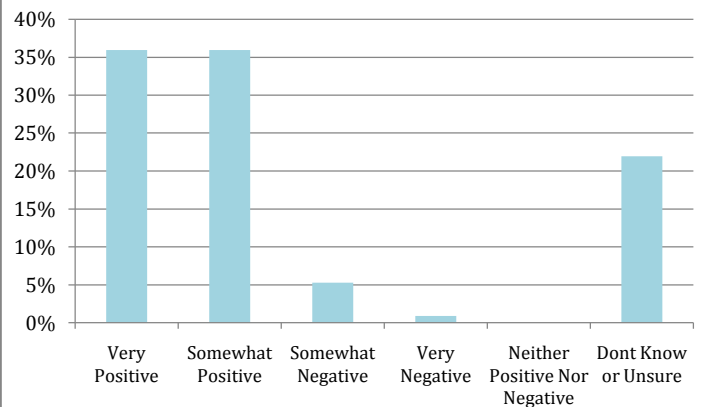
Is there a strong working relationship between the steering committee and the drug court team? (N=114)



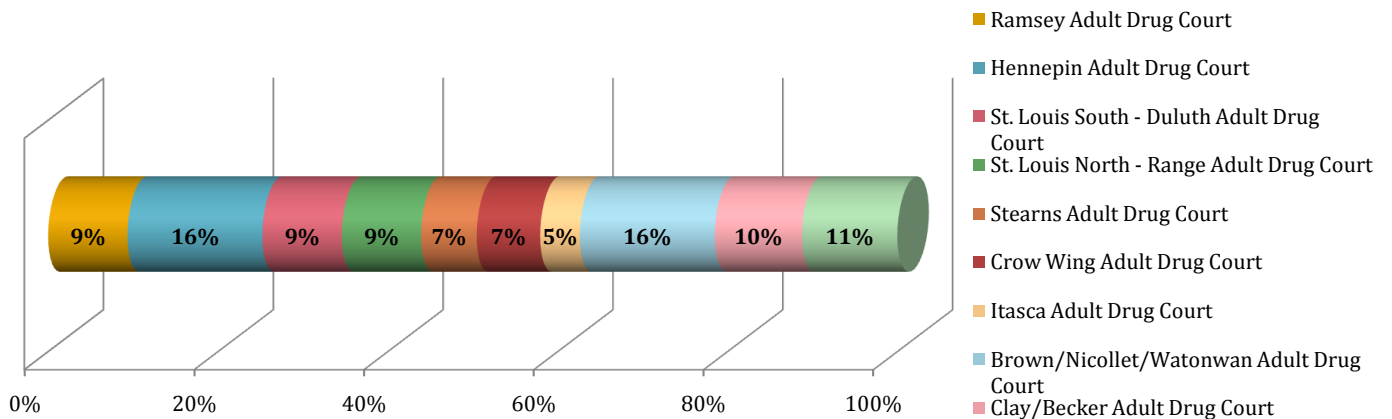
How difficult has it been for your court to move toward compliance with the Drug Court Standards? (N=114)



What is your overall opinion of the Drug Court Standards? (N=114)



Specific Court of Respondents (N=107)



2008 Drug Court Team Member Survey Report

Juvenile Drug Court Results

		Disagree or Strongly Disagree	Strongly Disagree	Disagree	Neither Agree Nor Disagree	Agree	Strongly Agree	Agree or Strongly Agree	Total Respondents (N)	Mean Score
Accountability		81								
9	Treatment agencies give the court accurate and timely information about a participants' progress.	6%	0%	6%	6%	57%	31%	89%	35	4.1
10	The judge plays an active role in the treatment process, including frequently reviewing treatment progress.	3%	0%	3%	6%	43%	49%	91%	35	4.4
13	Participants' relationships with the judge promote motivation and accountability.	0%	0%	0%	9%	29%	63%	91%	35	4.5
16	Treatment providers deliver quality services to participants.	14%	0%	14%	20%	49%	17%	66%	35	3.7
20	Services are provided to participants in a timely manner.	14%	0%	14%	14%	60%	11%	71%	35	3.7
26	Participants are periodically assessed to ensure proper participant/treatment matching.	0%	0%	0%	15%	59%	26%	85%	34	4.1
29	AOD testing policies and procedures are based on established and tested guidelines.	0%	0%	0%	24%	48%	27%	76%	33	4.0
30	The court is immediately notified when a participant has tested positive, failed to submit a test, or falsified test results.	21%	3%	18%	12%	36%	30%	67%	33	3.7
32	The court applies appropriate sanctions and incentives to match participant treatment progress.	3%	0%	3%	9%	59%	29%	88%	34	4.1
Availability of Services		67								
15	Drug court and treatment services are sensitive to issues of race, culture, religion, gender, age, ethnicity, and sexual orientation.	3%	0%	3%	6%	51%	40%	91%	35	4.3
17	Services are designed to address the particular issues of women and other special populations.	9%	0%	9%	38%	44%	9%	53%	34	3.5
18	A wide range of treatment services are available to meet participants' needs.	49%	6%	43%	11%	31%	9%	40%	35	2.9
19	A wide range of supportive services are available to meet participants' needs.	26%	3%	23%	26%	40%	9%	49%	35	3.3
22	Service accommodations are made for persons with physical disabilities.	0%	0%	0%	48%	43%	10%	52%	21	3.6
23	Service accommodations are made for those persons not fluent in English.	6%	0%	6%	39%	44%	11%	56%	18	3.6
24	Service accommodations are made for those persons needing child care.	29%	4%	25%	46%	21%	4%	25%	24	3.0
25	Service accommodations are made for those persons with limited literacy.	11%	0%	11%	37%	48%	4%	52%	27	3.4
28	Funding for treatment is adequate and stable.	56%	12%	44%	15%	26%	3%	29%	34	2.6

2008 Drug Court Team Member Survey Report

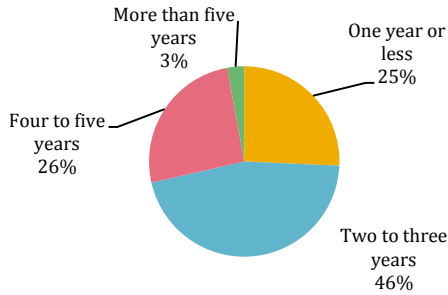
Juvenile Drug Court Results

		Disagree or Strongly Disagree	Strongly Disagree	Disagree	Neither Agree Nor Disagree	Agree	Strongly Agree	Agree or Strongly Agree	Total Respondents (N)	Mean Score
Collaboration & Communication		86								
5	Representatives from the court, community, treatment, health, and criminal justice agencies meet regularly to provide guidance and direction to the drug court program.	0%	0%	0%	0%	26%	74%	100%	35	4.7
6	Drug court policies and procedures are developed collaboratively.	0%	0%	0%	6%	29%	66%	94%	35	4.6
8	There is frequent communication across drug court team members.	0%	0%	0%	6%	40%	54%	94%	35	4.5
11	Conflicts among drug court team members are addressed and resolved.	6%	0%	6%	20%	43%	31%	74%	35	4.0
12	Prosecuting attorneys and defense counsel are full partners in the drug court process.	23%	3%	20%	14%	29%	34%	63%	35	3.7
Policies & Procedures		86								
7	Participants' due process rights are protected in the drug court process.	0%	0%	0%	3%	31%	66%	97%	35	4.6
21	Case management services are used to assess participant progress and needs and to coordinate referrals.	6%	0%	6%	9%	54%	31%	86%	35	4.1
27	Eligible participants are promptly advised about program requirements and the relative merits of participating.	0%	0%	0%	3%	50%	47%	97%	34	4.4
31	Consequences for program compliance/ non-compliance are clearly explained to participants.	0%	0%	0%	15%	50%	35%	85%	34	4.2
33	Procedures are used to protect confidentiality and prevent unauthorized disclosure of personal information.	0%	0%	0%	3%	52%	45%	97%	33	4.4
34	Program leaders and managers review monitoring and outcome data periodically to analyze program effectiveness and modify	3%	0%	3%	15%	62%	21%	82%	34	4.0
35	Our drug court is in compliance with the Drug Court Standards.	0%	0%	0%	12%	41%	47%	88%	34	4.4
36	Our drug court has improved because of the Drug Court Standards.	3%	0%	3%	44%	26%	26%	53%	34	3.8
37	Drug court services are better at promoting positive results for participants than are traditional court services.	0%	0%	0%	9%	24%	68%	91%	34	4.6
Working in Drug Courts		85								
14	All drug court team members receive needed education and training.	3%	0%	3%	17%	63%	17%	80%	35	3.9
38	I am proud that I work in the drug court.	0%	0%	0%	12%	21%	68%	88%	34	4.6
39	I have the resources (materials, equipment, supplies, etc.) necessary to do my job well.	6%	0%	6%	32%	62%	24%	85%	34	4.0
40	I understand how my job contributes to the overall mission of the drug court.	3%	0%	3%	0%	38%	59%	97%	34	4.5
41	Opportunities exist for me to receive on-going training as needed.	9%	0%	9%	6%	53%	32%	85%	34	4.1

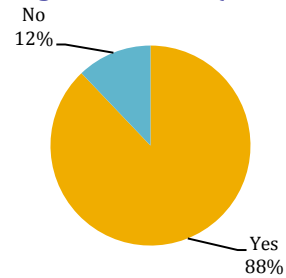
2008 Drug Court Team Member Survey Report

Juvenile Drug Court Results

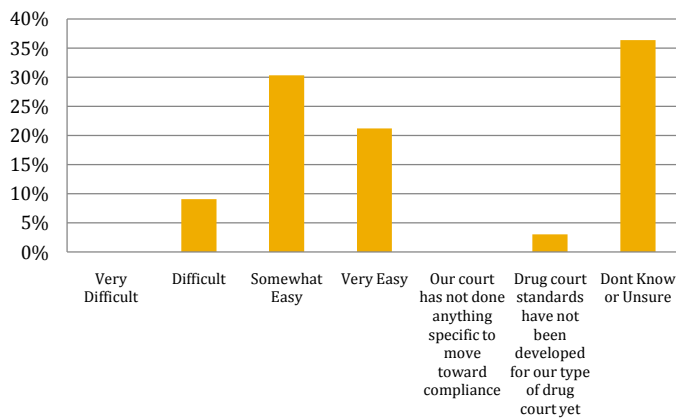
How long have you been involved with the team? (N=35)



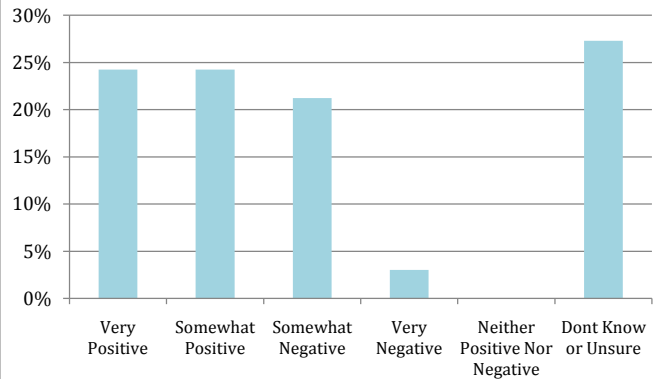
Is there a strong working relationship between the steering committee and the drug court team? (N=33)



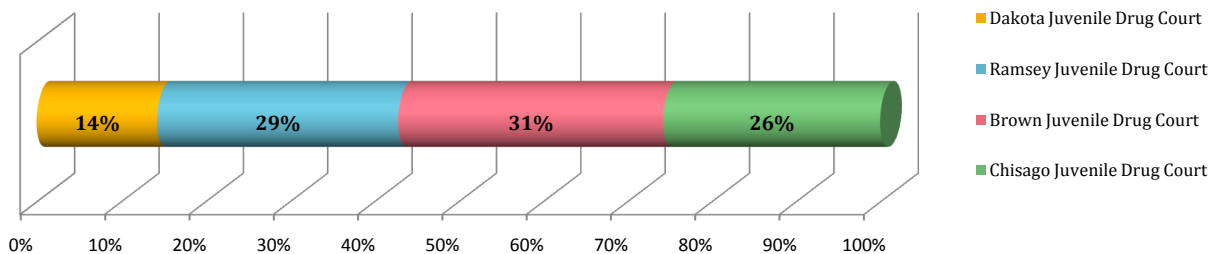
How difficult has it been for your court to move toward compliance with the Drug Court Standards? (N=33)



What is your overall opinion of the Drug Court Standards? (N=33)



Specific Court of Respondents (N=35)



2008 Drug Court Team Member Survey Report

DWI Court Results

		Disagree or Strongly Disagree	Strongly Disagree	Disagree	Neither Agree Nor Disagree	Agree	Strongly Agree	Agree or Strongly Agree	Total Respondents (N)	Mean Score
Accountability		88								
9	Treatment agencies give the court accurate and timely information about a participants' progress.	4%	0%	4%	7%	43%	47%	89%	75	4.3
10	The judge plays an active role in the treatment process, including frequently reviewing treatment progress.	0%	0%	0%	0%	33%	67%	100%	75	4.7
13	Participants' relationships with the judge promote motivation and accountability.	0%	0%	0%	1%	27%	72%	99%	75	4.7
16	Treatment providers deliver quality services to participants.	0%	0%	0%	4%	49%	47%	96%	75	4.4
20	Services are provided to participants in a timely manner.	1%	0%	1%	7%	53%	39%	92%	75	4.3
26	Participants are periodically assessed to ensure proper participant/treatment matching.	3%	0%	3%	11%	49%	38%	86%	72	4.2
29	AOD testing policies and procedures are based on established and tested guidelines.	1%	0%	1%	24%	43%	32%	75%	72	4.1
30	The court is immediately notified when a participant has tested positive, failed to submit a test, or falsified test results.	4%	0%	4%	4%	38%	54%	92%	72	4.4
32	The court applies appropriate sanctions and incentives to match participant treatment progress.	3%	0%	3%	3%	43%	51%	94%	72	4.4
Availability of Services		79								
15	Drug court and treatment services are sensitive to issues of race, culture, religion, gender, age, ethnicity, and sexual orientation.	1%	0%	1%	4%	34%	61%	95%	74	4.5
17	Services are designed to address the particular issues of women and other special populations.	1%	0%	1%	12%	55%	32%	87%	75	4.2
18	A wide range of treatment services are available to meet participants' needs.	11%	0%	11%	15%	40%	35%	75%	75	4.0
19	A wide range of supportive services are available to meet participants' needs.	5%	0%	5%	12%	48%	35%	83%	75	4.1
22	Service accommodations are made for persons with physical disabilities.	0%	0%	0%	25%	40%	35%	75%	60	4.1
23	Service accommodations are made for those persons not fluent in English.	2%	0%	2%	39%	29%	31%	59%	49	3.9
24	Service accommodations are made for those persons needing child care.	13%	2%	11%	35%	47%	5%	52%	62	3.4
25	Service accommodations are made for those persons with limited literacy.	0%	0%	0%	19%	57%	24%	81%	67	4.0
28	Funding for treatment is adequate and stable.	24%	7%	17%	22%	40%	14%	54%	72	3.4

2008 Drug Court Team Member Survey Report

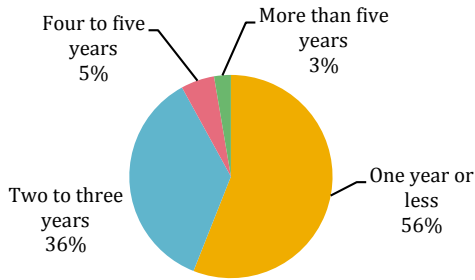
DWI Court Results

		Disagree or Strongly Disagree	Strongly Disagree	Disagree	Neither Agree Nor Disagree	Agree	Strongly Agree	Agree or Strongly Agree	Total Respondents (N)	Mean Score
Collaboration & Communication		91								
5	Representatives from the court, community, treatment, health, and criminal justice agencies meet regularly to provide guidance and direction to the drug court program.	0%	0%	0%	0%	27%	73%	100%	75	4.7
6	Drug court policies and procedures are developed collaboratively.	0%	0%	0%	1%	25%	73%	99%	75	4.7
8	There is frequent communication across drug court team members.	0%	0%	0%	3%	17%	80%	97%	75	4.8
11	Conflicts among drug court team members are addressed and resolved.	3%	0%	3%	10%	43%	44%	88%	72	4.3
12	Prosecuting attorneys and defense counsel are full partners in the drug court process.	4%	1%	3%	4%	44%	48%	92%	75	4.3
Policies & Procedures		89								
7	Participants' due process rights are protected in the drug court process.	1%	0%	1%	1%	32%	65%	97%	75	4.6
21	Case management services are used to assess participant progress and needs and to coordinate referrals.	0%	0%	0%	4%	53%	43%	96%	74	4.4
27	Eligible participants are promptly advised about program requirements and the relative merits of participating.	0%	0%	0%	0%	43%	57%	100%	72	4.6
31	Consequences for program compliance/ non-compliance are clearly explained to participants.	1%	0%	1%	3%	40%	56%	96%	72	4.5
33	Procedures are used to protect confidentiality and prevent unauthorized disclosure of personal information.	0%	0%	0%	3%	50%	47%	97%	72	4.4
34	Program leaders and managers review monitoring and outcome data periodically to analyze program effectiveness and modify operations.	1%	0%	1%	10%	49%	40%	89%	72	4.3
35	Our drug court is in compliance with the Drug Court Standards.	1%	0%	1%	1%	42%	56%	97%	72	4.5
36	Our drug court has improved because of the Drug Court Standards.	7%	1%	6%	27%	42%	24%	66%	71	3.8
37	Drug court services are better at promoting positive results for participants than are traditional court services.	0%	0%	0%	0%	25%	75%	100%	71	4.7
Working in Drug Courts		88								
14	All drug court team members receive needed education and training.	3%	0%	3%	11%	48%	39%	87%	75	4.2
38	I am proud that I work in the drug court.	0%	0%	0%	1%	18%	81%	99%	72	4.8
39	I have the resources (materials, equipment, supplies, etc.) necessary to do my job well.	7%	1%	6%	33%	50%	38%	88%	72	4.2
40	I understand how my job contributes to the overall mission of the drug court.	0%	0%	0%	3%	39%	58%	97%	72	4.6
41	Opportunities exist for me to receive on-going training as needed.	0%	0%	0%	8%	56%	36%	92%	72	4.3

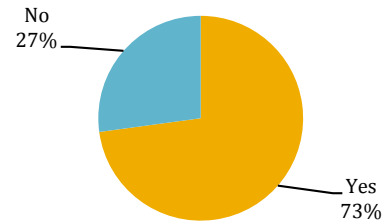
2008 Drug Court Team Member Survey Report

DWI Court Results

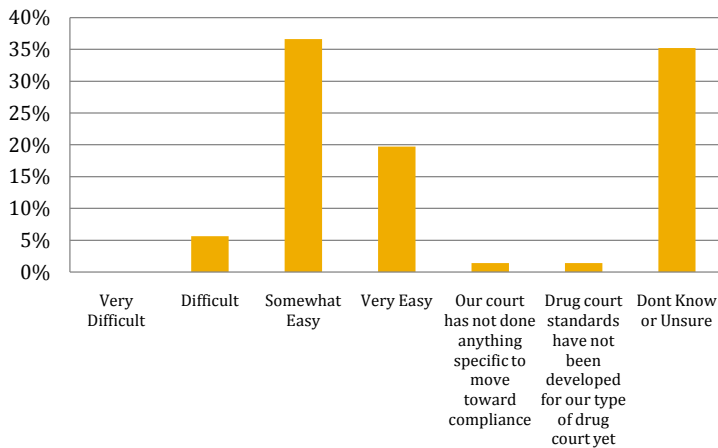
How long have you been involved with the team? (N=75)



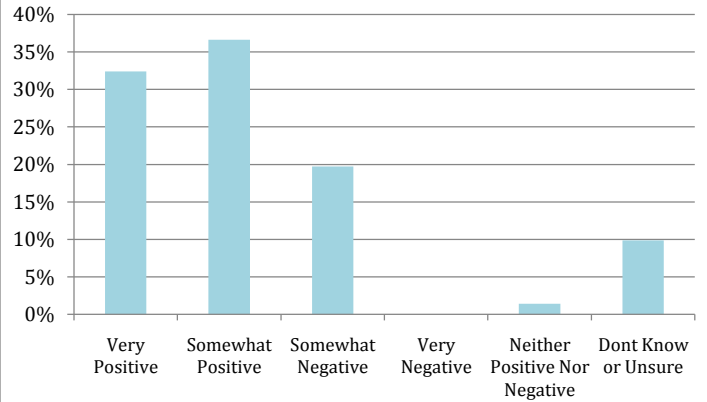
Is there a strong working relationship between the steering committee and the drug court team? (N=70)



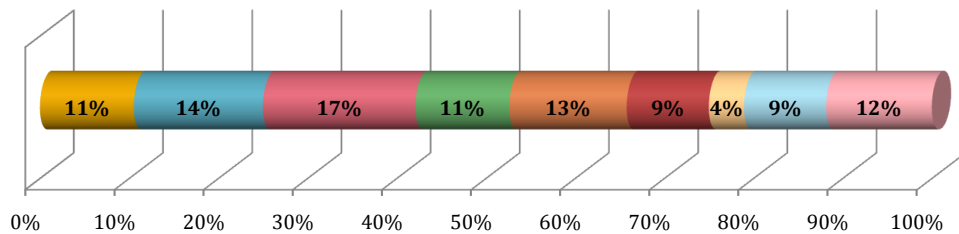
How difficult has it been for your court to move toward compliance with the Drug Court Standards? (N=71)



What is your overall opinion of the Drug Court Standards? (N=71)



Specific Court of Respondents (N=76)



- Ramsey DWI Court
- Hennepin DWI Court
- St. Louis South - Duluth DWI Court
- Otter Tail DWI Court
- Beltrami DWI Court
- Cass DWI Court
- Crow Wing DWI Court
- Lake of the Woods DWI Court
- Roseau DWI Court

2008 Drug Court Team Member Survey Report

Hybrid Court Results

		Disagree or Strongly Disagree	Strongly Disagree	Disagree	Neither Agree Nor Disagree	Agree	Strongly Agree	Agree or Strongly Agree	Total Respondents (N)	Mean Score
Accountability		86								
9	Treatment agencies give the court accurate and timely information about a participants' progress.	3%	0%	3%	11%	39%	47%	87%	38	4.3
10	The judge plays an active role in the treatment process, including frequently reviewing treatment progress.	3%	3%	0%	5%	39%	53%	92%	38	4.4
13	Participants' relationships with the judge promote motivation and accountability.	0%	0%	0%	3%	39%	58%	97%	38	4.6
16	Treatment providers deliver quality services to participants.	3%	0%	3%	3%	47%	47%	95%	38	4.4
20	Services are provided to participants in a timely manner.	0%	0%	0%	11%	63%	26%	89%	38	4.2
26	Participants are periodically assessed to ensure proper participant/treatment matching.	13%	0%	13%	11%	37%	39%	76%	38	4.0
29	AOD testing policies and procedures are based on established and tested guidelines.	3%	0%	3%	16%	42%	39%	82%	38	4.2
30	The court is immediately notified when a participant has tested positive, failed to submit a test, or falsified test results.	3%	0%	3%	0%	37%	61%	97%	38	4.6
32	The court applies appropriate sanctions and incentives to match participant treatment progress.	5%	0%	5%	11%	39%	45%	84%	38	4.2
Availability of Services		76								
15	Drug court and treatment services are sensitive to issues of race, culture, religion, gender, age, ethnicity, and sexual orientation.	3%	0%	3%	11%	42%	45%	87%	38	4.3
17	Services are designed to address the particular issues of women and other special populations.	5%	0%	5%	13%	39%	42%	82%	38	4.2
18	A wide range of treatment services are available to meet participants' needs.	26%	0%	26%	5%	37%	32%	68%	38	3.7
19	A wide range of supportive services are available to meet participants' needs.	18%	0%	18%	11%	37%	34%	71%	38	3.9
22	Service accommodations are made for persons with physical disabilities.	0%	0%	0%	14%	43%	43%	86%	28	4.3
23	Service accommodations are made for those persons not fluent in English.	8%	4%	4%	38%	46%	8%	54%	26	3.5
24	Service accommodations are made for those persons needing child care.	20%	0%	20%	20%	49%	11%	60%	35	3.5
25	Service accommodations are made for those persons with limited literacy.	5%	0%	5%	19%	65%	11%	76%	37	3.8
28	Funding for treatment is adequate and stable.	32%	8%	24%	24%	39%	5%	45%	38	3.1

2008 Drug Court Team Member Survey Report

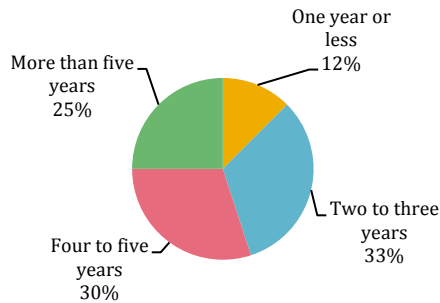
Hybrid Court Results

		Disagree or Strongly Disagree	Strongly Disagree	Disagree	Neither Agree Nor Disagree	Agree	Strongly Agree	Agree or Strongly Agree	Total Respondents (N)	Mean Score
Collaboration & Communication		85								
5	Representatives from the court, community, treatment, health, and criminal justice agencies meet regularly to provide guidance and direction to the drug court program.	8%	5%	3%	5%	18%	68%	87%	38	4.4
6	Drug court policies and procedures are developed collaboratively.	8%	5%	3%	3%	37%	55%	92%	38	4.4
8	There is frequent communication across drug court team members.	3%	3%	0%	3%	39%	55%	95%	38	4.4
11	Conflicts among drug court team members are addressed and resolved.	13%	3%	11%	24%	32%	32%	63%	38	3.8
12	Prosecuting attorneys and defense counsel are full partners in the drug court process.	8%	3%	5%	16%	30%	46%	76%	37	4.1
Policies & Procedures		86								
7	Participants' due process rights are protected in the drug court process.	3%	3%	0%	3%	34%	61%	95%	38	4.5
21	Case management services are used to assess participant progress and needs and to coordinate referrals.	0%	0%	0%	11%	43%	46%	89%	37	4.4
27	Eligible participants are promptly advised about program requirements and the relative merits of participating.	0%	0%	0%	5%	42%	53%	95%	38	4.5
31	Consequences for program compliance/ non-compliance are clearly explained to participants.	0%	0%	0%	8%	37%	55%	92%	38	4.5
33	Procedures are used to protect confidentiality and prevent unauthorized disclosure of personal information.	3%	0%	3%	0%	45%	53%	97%	38	4.5
34	Program leaders and managers review monitoring and outcome data periodically to analyze program effectiveness and modify operations.	8%	3%	6%	19%	47%	25%	72%	36	3.9
35	Our drug court is in compliance with the Drug Court Standards.	0%	0%	0%	11%	47%	42%	89%	38	4.3
36	Our drug court has improved because of the Drug Court Standards.	8%	0%	8%	35%	43%	14%	57%	37	3.6
37	Drug court services are better at promoting positive results for participants than are traditional court services.	0%	0%	0%	8%	21%	71%	92%	38	4.6
Working in Drug Courts		85								
14	All drug court team members receive needed education and training.	16%	0%	16%	11%	53%	21%	74%	38	3.8
38	I am proud that I work in the drug court.	0%	0%	0%	5%	21%	74%	95%	38	4.7
39	I have the resources (materials, equipment, supplies, etc.) necessary to do my job well.	5%	3%	3%	35%	59%	27%	86%	37	4.1
40	I understand how my job contributes to the overall mission of the drug court.	0%	0%	0%	0%	39%	61%	100%	38	4.6
41	Opportunities exist for me to receive on-going training as needed.	5%	0%	5%	16%	53%	26%	79%	38	4.0

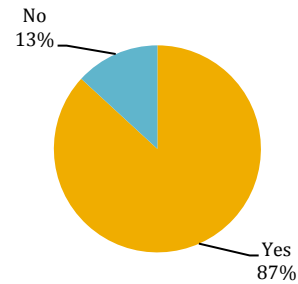
2008 Drug Court Team Member Survey Report

Hybrid Court Results

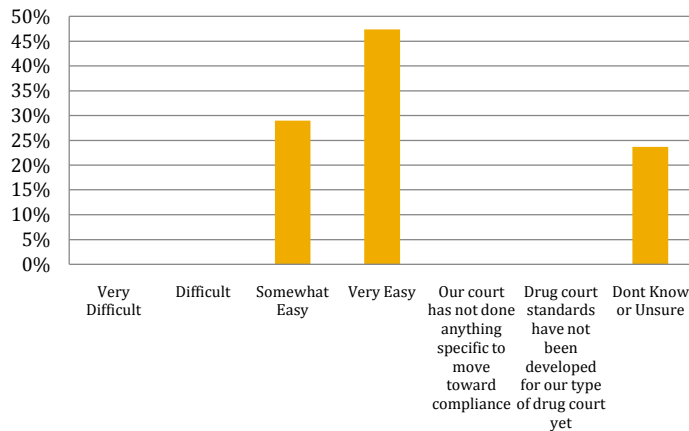
How long have you been involved with the team? (N=40)



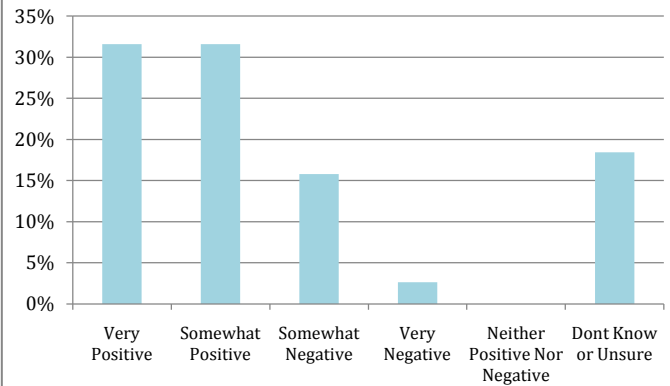
Is there a strong working relationship between the steering committee and the drug court team? (N=38)



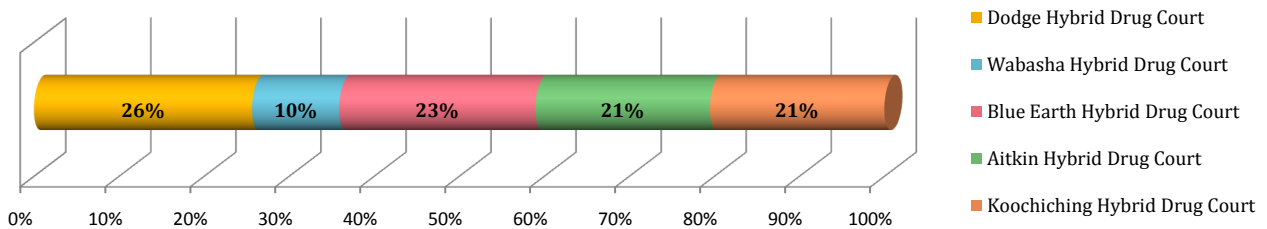
How difficult has it been for your court to move toward compliance with the Drug Court Standards? (N=38)



What is your overall opinion of the Drug Court Standards? (N=38)



Specific Court of Respondents (N=39)



2008 Drug Court Team Member Survey Report

Family Dependency Treatment Court Results

		Disagree or Strongly Disagree	Strongly Disagree	Disagree	Neither Agree Nor Disagree	Agree	Strongly Agree	Agree or Strongly Agree	Total Respondents (N)	Mean Score
Accountability		81								
9	Treatment agencies give the court accurate and timely information about a participants' progress.	7%	2%	5%	21%	40%	33%	72%	43	4.0
10	The judge plays an active role in the treatment process, including frequently reviewing treatment progress.	2%	2%	0%	5%	33%	60%	93%	43	4.5
13	Participants' relationships with the judge promote motivation and accountability.	2%	2%	0%	5%	35%	58%	93%	43	4.5
16	Treatment providers deliver quality services to participants.	7%	0%	7%	10%	45%	38%	83%	42	4.1
20	Services are provided to participants in a timely manner.	7%	0%	7%	12%	52%	29%	81%	42	4.0
26	Participants are periodically assessed to ensure proper participant/treatment matching.	7%	0%	7%	12%	51%	29%	80%	41	4.0
29	AOD testing policies and procedures are based on established and tested guidelines.	5%	2%	2%	22%	59%	15%	73%	41	3.8
30	The court is immediately notified when a participant has tested positive, failed to submit a test, or falsified test results.	22%	2%	20%	10%	44%	24%	68%	41	3.7
32	The court applies appropriate sanctions and incentives to match participant treatment progress.	12%	2%	10%	14%	50%	24%	74%	42	3.8
Availability of Services		75								
15	Drug court and treatment services are sensitive to issues of race, culture, religion, gender, age, ethnicity, and sexual orientation.	12%	2%	9%	5%	53%	30%	84%	43	4.0
17	Services are designed to address the particular issues of women and other special populations.	7%	0%	7%	16%	42%	35%	77%	43	4.0
18	A wide range of treatment services are available to meet participants' needs.	21%	2%	19%	5%	49%	26%	74%	43	3.8
19	A wide range of supportive services are available to meet participants' needs.	12%	0%	12%	7%	51%	30%	81%	43	4.0
22	Service accommodations are made for persons with physical disabilities.	0%	0%	0%	42%	30%	27%	58%	33	3.8
23	Service accommodations are made for those persons not fluent in English.	0%	0%	0%	56%	22%	22%	44%	27	3.7
24	Service accommodations are made for those persons needing child care.	21%	2%	19%	10%	50%	19%	69%	42	3.6
25	Service accommodations are made for those persons with limited literacy.	3%	0%	3%	38%	45%	15%	60%	40	3.7
28	Funding for treatment is adequate and stable.	39%	0%	39%	20%	37%	5%	41%	41	3.1

2008 Drug Court Team Member Survey Report

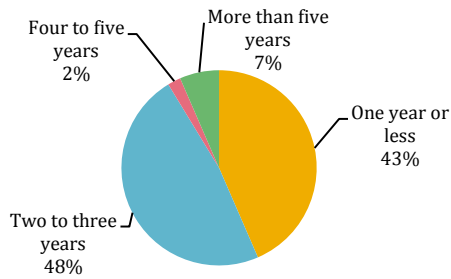
Family Dependency Treatment Court Results

		Disagree or Strongly Disagree	Strongly Disagree	Disagree	Neither Agree Nor Disagree	Agree	Strongly Agree	Agree or Strongly Agree	Total Respondents (N)	Mean Score
Collaboration & Communication		83								
5	Representatives from the court, community, treatment, health, and criminal justice agencies meet regularly to provide guidance and direction to the drug court program.	9%	2%	7%	9%	30%	51%	81%	43	4.2
6	Drug court policies and procedures are developed collaboratively.	9%	2%	7%	2%	40%	49%	88%	43	4.3
8	There is frequent communication across drug court team members.	7%	2%	5%	7%	30%	56%	86%	43	4.3
11	Conflicts among drug court team members are addressed and resolved.	18%	3%	15%	5%	58%	20%	78%	40	3.8
12	Prosecuting attorneys and defense counsel are full partners in the drug court process.	7%	2%	5%	7%	44%	42%	86%	43	4.2
Policies & Procedures		82								
7	Participants' due process rights are protected in the drug court process.	2%	2%	0%	2%	51%	44%	95%	43	4.3
21	Case management services are used to assess participant progress and needs and to coordinate referrals.	5%	2%	2%	5%	50%	40%	90%	42	4.2
27	Eligible participants are promptly advised about program requirements and the relative merits of participating.	5%	0%	5%	7%	48%	40%	88%	42	4.2
31	Consequences for program compliance/ non-compliance are clearly explained to participants.	14%	2%	12%	10%	50%	26%	76%	42	3.9
33	Procedures are used to protect confidentiality and prevent unauthorized disclosure of personal information.	5%	0%	5%	5%	55%	36%	90%	42	4.2
34	Program leaders and managers review monitoring and outcome data periodically to analyze program effectiveness and modify operations.	7%	0%	7%	21%	48%	24%	71%	42	3.9
35	Our drug court is in compliance with the Drug Court Standards.	5%	0%	5%	10%	64%	21%	86%	42	4.0
36	Our drug court has improved because of the Drug Court Standards.	5%	0%	5%	45%	38%	13%	50%	40	3.6
37	Drug court services are better at promoting positive results for participants than are traditional court services.	0%	0%	0%	2%	33%	64%	98%	42	4.6
Working in Drug Courts		84								
14	All drug court team members receive needed education and training.	12%	2%	9%	7%	58%	23%	81%	43	3.9
38	I am proud that I work in the drug court.	0%	0%	0%	5%	21%	74%	95%	42	4.7
39	I have the resources (materials, equipment, supplies, etc.) necessary to do my job well.	12%	2%	10%	52%	48%	26%	74%	42	3.9
40	I understand how my job contributes to the overall mission of the drug court.	2%	2%	0%	5%	33%	60%	93%	42	4.5
41	Opportunities exist for me to receive on-going training as needed.	7%	0%	7%	5%	55%	33%	88%	42	4.1

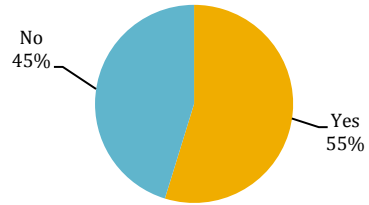
2008 Drug Court Team Member Survey Report

Family Dependency Treatment Court Results

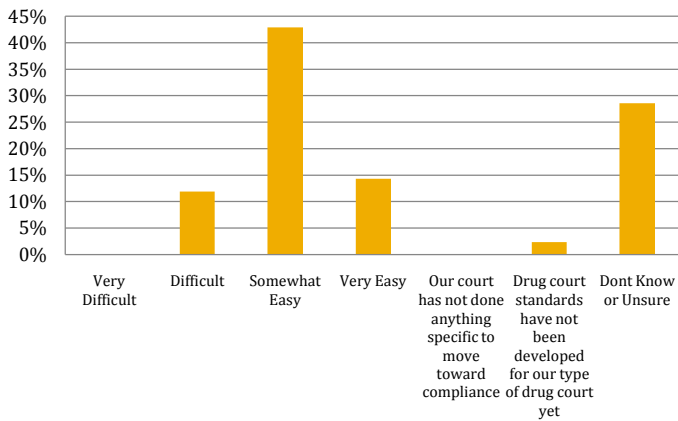
How long have you been involved with the team? (N=46)



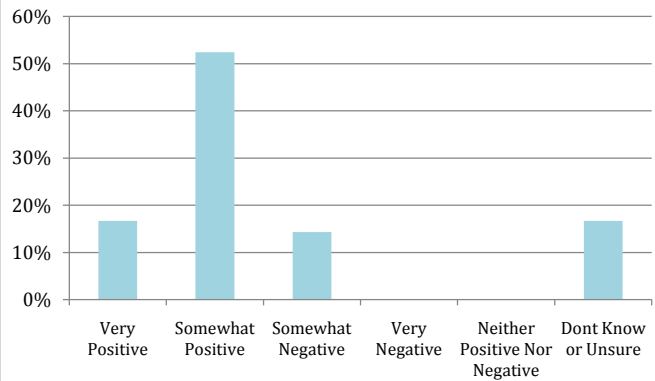
Is there a strong working relationship between the steering committee and the drug court team? (N=42)



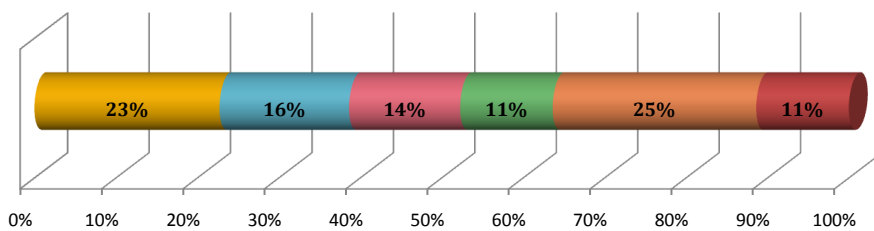
How difficult has it been for your court to move toward compliance with the Drug Court Standards? (N=42)



What is your overall opinion of the Drug Court Standards? (N=42)



Specific Court of Respondents (N=44)



- Dakota Family Dependency Treatment Court
- Blue Earth Family Dependency Treatment Court
- St. Louis South - Duluth Family Dependency Treatment Court
- Otter Tail Family Dependency Treatment Court
- Stearns Family Dependency Treatment Court
- White Earth Band of Ojibwe Family Dependency Treatment Court

2008 Drug Court Team Member Survey Report

Mental Health Court Results

		Disagree or Strongly Disagree	Strongly Disagree	Disagree	Neither Agree Nor Disagree	Agree	Strongly Agree	Agree or Strongly Agree	Total Respondents (N)	Mean Score
Accountability		88								
9	Treatment agencies give the court accurate and timely information about a participants' progress.	13%	0%	13%	13%	50%	25%	75%	8	3.9
10	The judge plays an active role in the treatment process, including frequently reviewing treatment progress.	0%	0%	0%	0%	25%	75%	100%	8	4.8
13	Participants' relationships with the judge promote motivation and accountability.	0%	0%	0%	0%	25%	75%	100%	8	4.8
16	Treatment providers deliver quality services to participants.	0%	0%	0%	13%	25%	63%	88%	8	4.5
20	Services are provided to participants in a timely manner.	13%	0%	13%	0%	38%	50%	88%	8	4.3
26	Participants are periodically assessed to ensure proper participant/treatment matching.	0%	0%	0%	0%	25%	75%	100%	8	4.8
29	AOD testing policies and procedures are based on established and tested guidelines.	0%	0%	0%	33%	17%	50%	67%	6	4.2
30	The court is immediately notified when a participant has tested positive, failed to submit a test, or falsified test results.	14%	0%	14%	14%	29%	43%	71%	7	4.0
32	The court applies appropriate sanctions and incentives to match participant treatment progress.	0%	0%	0%	0%	50%	50%	100%	8	4.5
Availability of Services		77								
15	Drug court and treatment services are sensitive to issues of race, culture, religion, gender, age, ethnicity, and sexual orientation.	0%	0%	0%	25%	38%	38%	75%	8	4.1
17	Services are designed to address the particular issues of women and other special populations.	13%	0%	13%	38%	25%	25%	50%	8	3.6
18	A wide range of treatment services are available to meet participants' needs.	0%	0%	0%	0%	75%	25%	100%	8	4.3
19	A wide range of supportive services are available to meet participants' needs.	0%	0%	0%	0%	63%	38%	100%	8	4.4
22	Service accommodations are made for persons with physical disabilities.	0%	0%	0%	25%	25%	50%	75%	8	4.3
23	Service accommodations are made for those persons not fluent in English.	0%	0%	0%	14%	43%	43%	86%	7	4.3
24	Service accommodations are made for those persons needing child care.	25%	0%	25%	25%	13%	38%	50%	8	3.6
25	Service accommodations are made for those persons with limited literacy.	25%	0%	25%	0%	25%	50%	75%	8	4.0
28	Funding for treatment is adequate and stable.	75%	25%	50%	0%	25%	0%	25%	8	2.3

2008 Drug Court Team Member Survey Report

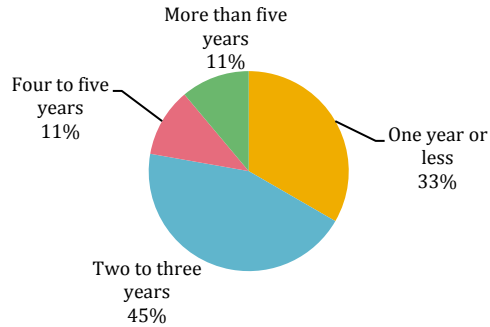
Mental Health Court Results

		Disagree or Strongly Disagree	Strongly Disagree	Disagree	Neither Agree Nor Disagree	Agree	Strongly Agree	Agree or Strongly Agree	Total Respondents (N)	Mean Score
Collaboration & Communication		88								
5	Representatives from the court, community, treatment, health, and criminal justice agencies meet regularly to provide guidance and direction to the drug court program.	13%	0%	13%	0%	25%	63%	88%	8	4.4
6	Drug court policies and procedures are developed collaboratively.	0%	0%	0%	13%	13%	75%	88%	8	4.6
8	There is frequent communication across drug court team members.	0%	0%	0%	0%	38%	63%	100%	8	4.6
11	Conflicts among drug court team members are addressed and resolved.	0%	0%	0%	17%	33%	50%	83%	6	4.3
12	Prosecuting attorneys and defense counsel are full partners in the drug court process.	13%	0%	13%	13%	25%	50%	75%	8	4.1
Policies & Procedures		86								
7	Participants' due process rights are protected in the drug court process.	0%	0%	0%	0%	38%	63%	100%	8	4.6
21	Case management services are used to assess participant progress and needs and to coordinate referrals.	0%	0%	0%	13%	25%	63%	88%	8	4.5
27	Eligible participants are promptly advised about program requirements and the relative merits of participating.	0%	0%	0%	0%	25%	75%	100%	8	4.8
31	Consequences for program compliance/ non-compliance are clearly explained to participants.	0%	0%	0%	0%	50%	50%	100%	8	4.5
33	Procedures are used to protect confidentiality and prevent unauthorized disclosure of personal information.	0%	0%	0%	0%	38%	63%	100%	8	4.6
34	Program leaders and managers review monitoring and outcome data periodically to analyze program effectiveness and modify operations.	13%	0%	13%	13%	13%	63%	75%	8	4.3
35	Our drug court is in compliance with the Drug Court Standards.	0%	0%	0%	40%	20%	40%	60%	5	4.0
36	Our drug court has improved because of the Drug Court Standards.	20%	0%	20%	40%	20%	20%	40%	5	3.4
37	Drug court services are better at promoting positive results for participants than are traditional court services.	13%	0%	13%	0%	38%	50%	88%	8	4.3
Working in Drug Courts		84								
14	All drug court team members receive needed education and training.	13%	0%	13%	25%	38%	25%	63%	8	3.8
38	I am proud that I work in the drug court.	0%	0%	0%	0%	38%	63%	100%	8	4.6
39	I have the resources (materials, equipment, supplies, etc.) necessary to do my job well.	13%	0%	13%	38%	38%	25%	63%	8	3.8
40	I understand how my job contributes to the overall mission of the drug court.	0%	0%	0%	0%	38%	63%	100%	8	4.6
41	Opportunities exist for me to receive on-going training as needed.	13%	13%	0%	0%	38%	50%	88%	8	4.1

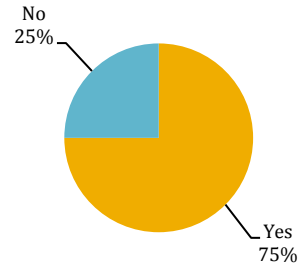
2008 Drug Court Team Member Survey Report

Mental Health Court Results

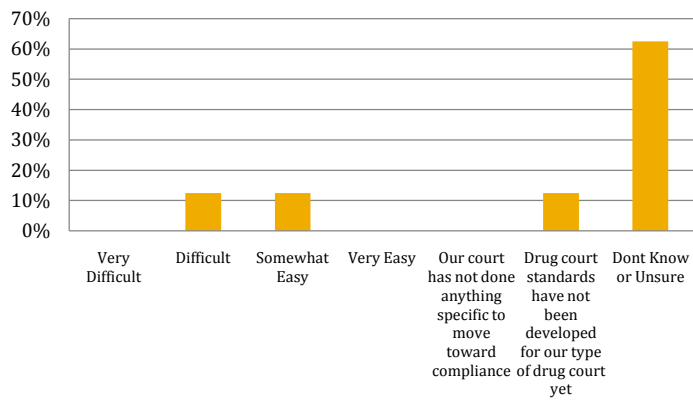
How long have you been involved with the team? (N=9)



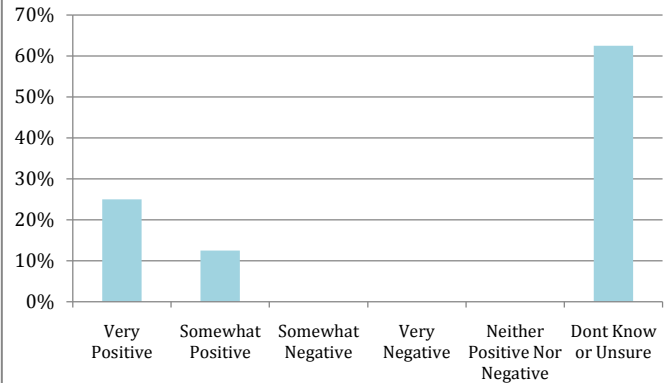
Is there a strong working relationship between the steering committee and the drug court team? (N=8)



How difficult has it been for your court to move toward compliance with the Drug Court Standards? (N=8)



What is your overall opinion of the Drug Court Standards? (N=8)



Specific Court of Respondents (N=8)

